



Bold-Line

Indice generale

General index

Introduzione e istruzioni generali di montaggio	Pag.01
<i>Introduction and general instructions for assembly</i>	
Sezioni finestra	Pag.18
<i>Window sectional views</i>	
Sezioni porta	Pag.25
<i>Door sectional views</i>	
Sezioni trasversi intemedi anta e sprossen	Pag.29
<i>Sectional views of mid transoms within the sash</i>	
Sezioni per anta con maniglia passante	Pag.32
<i>Sectional views of the sash profile suitable for lever-lever and security lock</i>	
Sezioni fissi e combinazioni fissi/apribili	Pag.34
<i>Sectional views of the fixed lights, integrated with operable units</i>	
Soluzioni per finestre accoppiate	Pag.41
<i>Solutions for adjacent windows</i>	
Sezioni con guide per tapparelle e zanzariere	Pag.44
<i>Sectional views with roller shutter vertical rails and fly screens</i>	
Sezioni su Facciata Unitherm	Pag.52
<i>Sectional views of windows integrated with unitherm curtain wall frameworks</i>	
Soluzioni per pannellature e portoncini d'ingresso	Pag.54
<i>Solutions for panelled sashes and entrance doors</i>	
Scorrevole parallelo(RS)	Pag.56
<i>Parallel slider</i>	
Bilico orizzontale	Pag.58
<i>Horizontal pivot</i>	
Aperture esterne/Antipanico	Pag.60
<i>Outward opening door with panic pushbar</i>	
Riepiloghi	Pag.67
<i>Summary</i>	

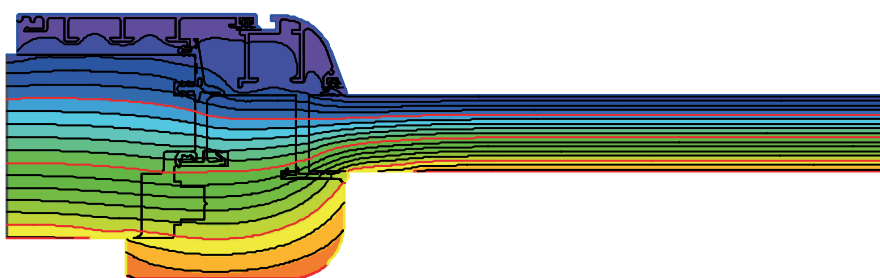
SISTEMA Bold-Line

Il sistema Bold-Line è composto da una serie di profili anta con forma arrotondata da utilizzare sul telaio del sistema Complanare per consentire l'uso del vetrocamera doppio invece di triplo.

Ne risulta una forma armoniosa che esalta le forme sinuose dei profili in alluminio



Sistema Bold-Line
design armonioso e linee sinuose



telaio: 68X70
anta: 68X81

Legno Tenero Soft Wood

$U_f = 1,4 \text{ (W/m}^2\text{K)}$

Legno Duro Hard Wood

$U_f = 1,7 \text{ (W/m}^2\text{K)}$

	U_f	U_g	$\psi_g \text{ 0,04}$	$\psi_g \text{ 0,06}$
triplo vetro	1,3 W/(m ² K)	0,6	$U_w=0,9 \text{ W/(m}^2\text{K)}$	$U_w=1,0 \text{ W/(m}^2\text{K)}$
	1,3 W/(m ² K)	0,7	$U_w=1,0 \text{ W/(m}^2\text{K)}$	$U_w=1,0 \text{ W/(m}^2\text{K)}$
	1,3 W/(m ² K)	0,8	$U_w=1,1 \text{ W/(m}^2\text{K)}$	$U_w=1,1 \text{ W/(m}^2\text{K)}$
	1,3 W/(m ² K)	0,9	$U_w=1,1 \text{ W/(m}^2\text{K)}$	$U_w=1,2 \text{ W/(m}^2\text{K)}$
	1,3 W/(m ² K)	1	$U_w=1,2 \text{ W/(m}^2\text{K)}$	$U_w=1,2 \text{ W/(m}^2\text{K)}$
doppio vetro	1,4 W/(m ² K)	1,1	$U_w=1,3 \text{ W/(m}^2\text{K)}$	$U_w=1,3 \text{ W/(m}^2\text{K)}$
	1,4 W/(m ² K)	1,2	$U_w=1,4 \text{ W/(m}^2\text{K)}$	$U_w=1,4 \text{ W/(m}^2\text{K)}$
	1,4 W/(m ² K)	1,3	$U_w=1,4 \text{ W/(m}^2\text{K)}$	$U_w=1,5 \text{ W/(m}^2\text{K)}$
	1,4 W/(m ² K)	1,4	$U_w=1,5 \text{ W/(m}^2\text{K)}$	$U_w=1,5 \text{ W/(m}^2\text{K)}$
	1,4 W/(m ² K)	1,5	$U_w=1,6 \text{ W/(m}^2\text{K)}$	$U_w=1,6 \text{ W/(m}^2\text{K)}$
	1,4 W/(m ² K)	1,6	$U_w=1,6 \text{ W/(m}^2\text{K)}$	$U_w=1,7 \text{ W/(m}^2\text{K)}$
	1,4 W/(m ² K)	1,7	$U_w=1,7 \text{ W/(m}^2\text{K)}$	$U_w=1,7 \text{ W/(m}^2\text{K)}$
	1,4 W/(m ² K)	1,8	$U_w=1,8 \text{ W/(m}^2\text{K)}$	$U_w=1,8 \text{ W/(m}^2\text{K)}$

	U_f	U_g	$\psi_g \text{ 0,04}$	$\psi_g \text{ 0,06}$
triplo vetro	1,6 W/(m ² K)	0,6	$U_w=1,0 \text{ W/(m}^2\text{K)}$	$U_w=1,1 \text{ W/(m}^2\text{K)}$
	1,6 W/(m ² K)	0,7	$U_w=1,1 \text{ W/(m}^2\text{K)}$	$U_w=1,1 \text{ W/(m}^2\text{K)}$
	1,6 W/(m ² K)	0,8	$U_w=1,2 \text{ W/(m}^2\text{K)}$	$U_w=1,2 \text{ W/(m}^2\text{K)}$
	1,6 W/(m ² K)	0,9	$U_w=1,2 \text{ W/(m}^2\text{K)}$	$U_w=1,3 \text{ W/(m}^2\text{K)}$
	1,6 W/(m ² K)	1	$U_w=1,3 \text{ W/(m}^2\text{K)}$	$U_w=1,3 \text{ W/(m}^2\text{K)}$
doppio vetro	1,7 W/(m ² K)	1,1	$U_w=1,4 \text{ W/(m}^2\text{K)}$	$U_w=1,4 \text{ W/(m}^2\text{K)}$
	1,7 W/(m ² K)	1,2	$U_w=1,5 \text{ W/(m}^2\text{K)}$	$U_w=1,5 \text{ W/(m}^2\text{K)}$
	1,7 W/(m ² K)	1,3	$U_w=1,5 \text{ W/(m}^2\text{K)}$	$U_w=1,6 \text{ W/(m}^2\text{K)}$
	1,7 W/(m ² K)	1,4	$U_w=1,6 \text{ W/(m}^2\text{K)}$	$U_w=1,6 \text{ W/(m}^2\text{K)}$
	1,7 W/(m ² K)	1,5	$U_w=1,7 \text{ W/(m}^2\text{K)}$	$U_w=1,7 \text{ W/(m}^2\text{K)}$
	1,7 W/(m ² K)	1,6	$U_w=1,7 \text{ W/(m}^2\text{K)}$	$U_w=1,8 \text{ W/(m}^2\text{K)}$
	1,7 W/(m ² K)	1,7	$U_w=1,8 \text{ W/(m}^2\text{K)}$	$U_w=1,8 \text{ W/(m}^2\text{K)}$
	1,7 W/(m ² K)	1,8	$U_w=1,9 \text{ W/(m}^2\text{K)}$	$U_w=1,9 \text{ W/(m}^2\text{K)}$

NOTE: Calcolo eseguito secondo UNI EN 10077-2:2004 e UNI EN 10077-1:2007.

Dimensioni del campione come da UNI EN ISO 12567-1:2002 (Finestra ad 1 anta LxH:1230x1480mm)

Calcolato sui sistemi standard in riferimento alle sezioni riportate nel catalogo tecnico Uniform.




Il presente calcolo è stato effettuato sulla base delle normative di seguito riportate a puro titolo di analisi e verifica interna.

I risultati ottenuti non costituiscono criterio di conformità, tali risultati potranno essere emessi esclusivamente da un istituto notificato.

Uniform SpA non si assume alcuna responsabilità sui valori indicati nè sul loro utilizzo.

Uniform SpA si riserva il diritto di apporre modifiche in qualsiasi momento senza alcun obbligo di preavviso.

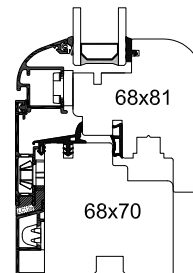
Normative di riferimento: UNI EN 10077-1:2007; UNI EN 10077-2:2004; UNI EN 12524:2001; UNI EN 673:2011;

			
I)Traverso intermedio anta D)Sprossen in Flügel E)Travesanos intermedios de la hoja F)Traverses intermédiaires vantail UK)Sash intermediate rails	●		
I)Inglesine(con incollaggio al vetro) D)Vorsatzsprosse E)Travesanos F)Traverses UK)Attachment crossbar	●		
I)Anta maggiorata per maniglia passante D)Verbreiteter Flügel für Griff E)Hoja mayorada para manilla pasante F)Vantail augmenté pour poignée à l'extérieure UK)Sash enlarged for exterior handle	●		
I)Finestra con sopra/sottoluca fisso D)Fenster mit Ober/Unterlicht fix E)Ventana con sobreluz/antepecho fijo F)Fenêtre avec partie fixe sous/au-dessus de la traverse UK)Fixed glazing	●		
I)Finestra con fisso laterale D)Fenster mit seitlichen Fixelement E)Ventana con fijo lateral F)Fenêtre avec fixe latéral UK)Side-fixed glazing	●		
I)Piantoni e traversi intermedi telaio D)Rahmen mit Kämpfer und Setzholz E)Montantes y travesaños intermedios del marco F)Meneaux et traverses intermédiaires du dormant UK)Sash intermediate mullions and transoms	●		
I)Finestre accoppiate D)Gekoppelte Fenster E)Ventanas acopladas F)Fenêtres assemblées UK)Assembled windows	●		
I)Inserimento per tapparelle D)Rolladenführungsprofile E)Encaje para celosías F)Prédisposition pour insérer les volets roulants UK)Arrangement for roller shutters	●		
I)Inserimento zanzariere D)Einführung Fliegengitter E)Encaje para mosquiteras F)Prédisposition pour insérer les moustiquaires UK)Arrangement for fly screens	●		
I)Telaio per ristrutturazione D)Rahmen für Renovierung E)Marco para rehabilitación F)Cadre pour rénovation UK)Frame for renovation		●	
I)Inserimento in facciata D)Einspannelement für Fassade E)Encaje en fachada F)Prédisposition pour l'insertion en façade UK)Insertion window for curtain wall	●		
I)Scorrevole parallelo D)Paralle-Schiebefenster E)Corredera paralela F)Coulissant parallèle UK)Parallel-sliding windows	●		
I)Bilico orizzontale D)Schwingfenster E)Basculante horizontal F)Fenetre basculant pivotant horizontal UK)Swing windows	●		
I)Apertura esterna/antipánico D)Fenster/Türen nach aussen öffnend E)Apertura exterior antipánico F)Ouverture vers l'extérieure/antipanique UK)Window/Door opening outwards	●		
I)Alzante scorrevole D)Hebe/Schiebetüren E)Corredera elevadora F)Levant-coulissant UK)Lifting sliding door	●		Vedere catalogo HS See Lift-Sliding catalogue
I)Fuorisquadra D)Schrägelement E)Fuera de squadra F)Hors-équerre UK)Out-of-square window	●		
I)Serramento ad arco D)Rundbogenfenster E)Cerramiento curvado F)Châssis cintré UK)Curved window		●	Realizzabile solo la parte del telaio.Anta ad arco non fattibile Arch shaped fixed lights are feasible; operable sashes are not

Sistema Bold-Line

uniform

Requisiti	Norma di classificazione	Caratteristiche
Trasmittanza termica nodo finestra(Uf)	UNI EN ISO 10077-2	1,4 W/m ² · K
Tenuta all'acqua	UNI EN 1027-12208	Classe 9a
Permeabilità all'aria	UNI EN 1026-12207	Classe 4
Resistenza al carico di vento	UNI EN 12211-12210	C4
Capacità portante del dispositivo di sicurezza	UNI EN 14351-1	350 N



Struttura in legno

La struttura in legno è predisposta per l'utilizzo di ferramenta antieffrazione con asse 9 o 13mm.

La struttura, internamente, prevede l'utilizzo di almeno una guarnizione centrale su tutto il perimetro dell'anta o del telaio.

Le specifiche tecniche delle battute e della squadratura sono indicate nel seguente catalogo. Le geometrie interne e la tipologia di vetro sono a discrezione del produttore.

Telai in alluminio

I profili in alluminio vengono realizzati in lega EN AW6060 T5 forniti come da EN 12020-1 e tolleranze EN 12020-2.

Verniciatura secondo regolamento Qualicoat o con trattamento di ossidazione anodica in classe 15 secondo specifiche del marchio EURA EWAA QUALONOD.

Fissaggio dei telai e altri accessori

Il fissaggio dei telai avviene tramite clips di supporto in materiale plastico fissate tramite vite, o in particolari casi ad incastro, con la parte lignea. Consentono l'unione ottimale tra il legno e il metallo alla distanza di 5mm al fine di eliminare la eventuale condensa e garantire la perfetta aerazione della zona di accoppiamento, nonché l'eventuale smontaggio e consentendo una dilatazione libera da tensioni.

Guarnizioni

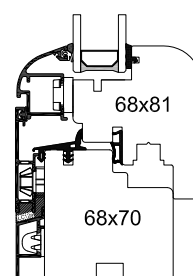
I telai sono rivestiti da una guarnizione perimetrale in EPDM (con incollaggio sugli angoli) che consente l'unione della parte in legno a quella metallica, garantendone la perfetta sigillatura e scarico dell'acqua. Sul vetro viene montata una guarnizione in EPDM coestruso con componente espanso in appoggio sul vetro.

Sul profilo telaio alluminio viene montata una guarnizione in EPDM coestruso per evitare il contatto diretto tra le componenti metalliche.

Bold-Line System

uniform

Requirements	Classification norm	Features
Thermal transmittance(Uf)	UNI EN ISO 10077-2	1,4 W/m ² · K
Water-tightness	UNI EN 1027-12208	Classe 9a
Air-tightness	UNI EN 1026-12207	Classe 4
Wind-tightness	UNI EN 12211-12210	C4
Load-bearing capacity	UNI EN 14351-1	350 N



Wood structure

The wood structure is designed to implement anti burglary hardware featuring axis 9 or 13mm.

Internally, the structure encompasses at least one central gasket on the whole perimeter either of the sash or of the frame. The following catalogue contains the technical specifications of the rebates for adjusting the tools. The internal silhouette of the profiles and the typology of glazing are at the discretion of the window manufacturer.

Aluminum frames

The aluminum profiles are made of EN AW6060 T5 alloy according to EN 12020-1 in respect of tolerances EN 12020-2. Powder coating is performed in conformity with QUALICOAT regulations; anodization process is performed in class 15 according to the specifications of EURA EWAA QUALONOD.

Assembly of the aluminum frames and other accessories

Alu frames are fixed to the wood by means of plastic clips, either screwed to or embedded into the wood. The clips allow an optimum space between the wood and the metal frames at the correct distance of 5mm, thus allowing neutralization of the materials' dilatation, moisture removal through good ventilation, as well as easy release of the alu frames by rotating the clips.

Gaskets

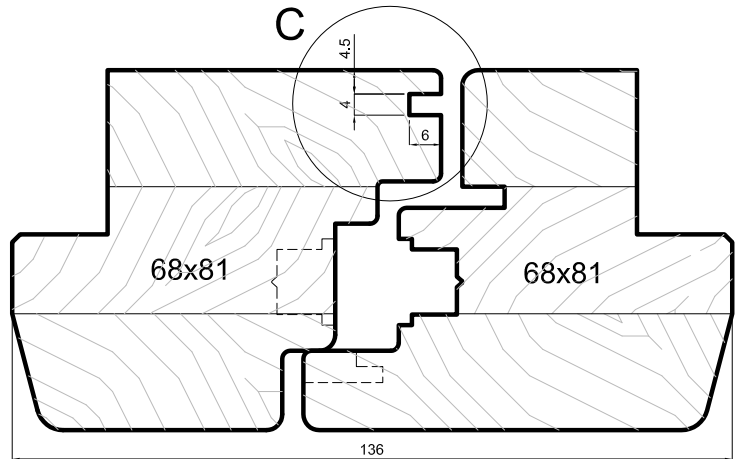
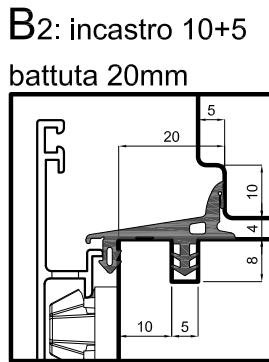
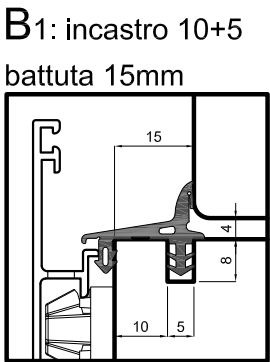
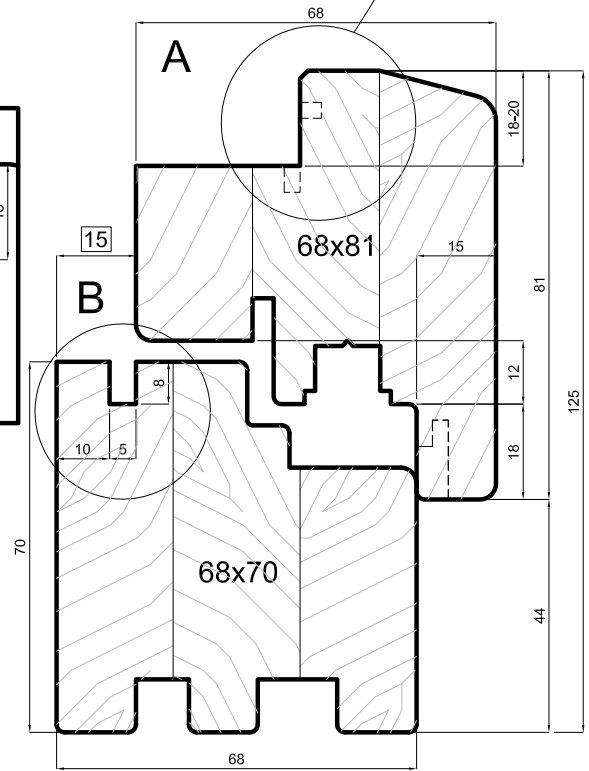
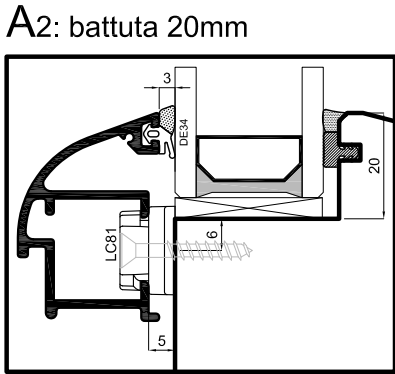
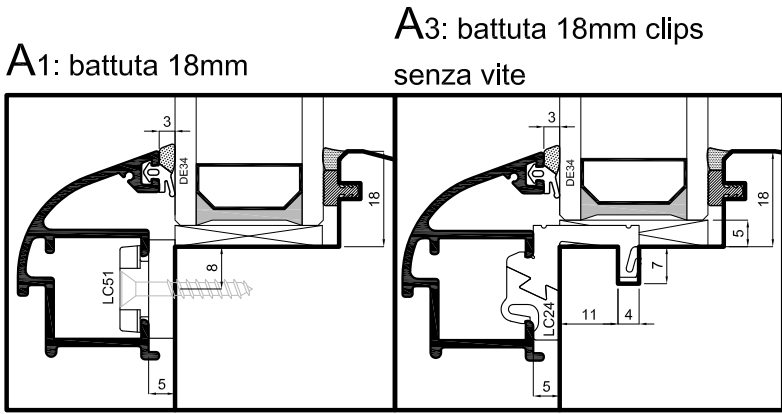
The alu frames are equipped with a perimetral gasket in EPDM (with glued corners) aimed at bridging the gap between the wood part and the metal part, thus ensuring perfect sealing and water drainage. Glass is backbedded by a gasket in EPDM that features coextrusion between soft and harder rubber. The alu frames are equipped with EPDM gasket to avoid direct contact between glass and metal components.

Bold-Line

uniform

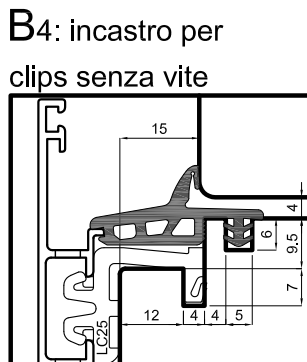
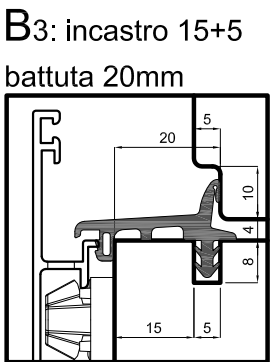
- ① Testi di capitolato
- ② Ausschreibungstext
- ③ Texto de condiciones
- ④ Texte de cahier des charges
- ⑤ Technical specifications

uniform
sistemi per serramenti



Guarnizioni/Gaskets:
DE27
DE126

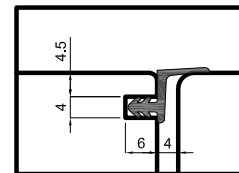
Guarnizioni/Gaskets:
DE28
DE100



Guarnizioni/Gaskets:
DE81

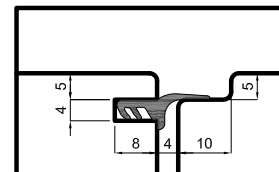
Guarnizioni/Gaskets:
DE147

C1: incastro per DE30



Guarnizioni/Gaskets:
DE30
DE121

C2: incastro per DE402



Guarnizioni/Gaskets:
DE402

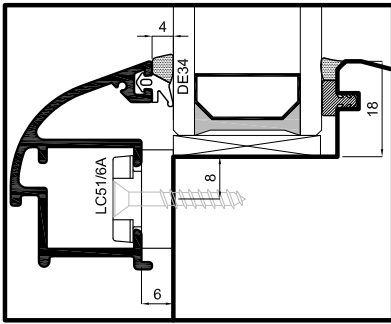
Bold-Line

uniform

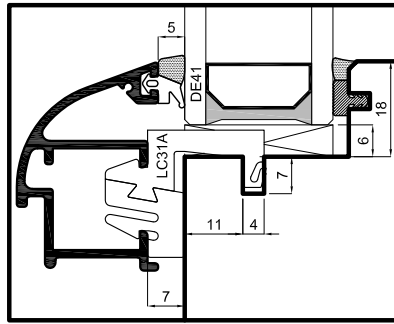
Scala 0.7:1

- ① Sezioni per serramento Legno/alluminio con battuta anta 15mm
- Ⓓ Fenster mit Außenprofilierung Flügel 15mm
- Ⓔ Ventana con galce del escuadrado de la hoja de 15mms
- Ⓕ Fenêtre avec recouvrement épaisseur 15mm sur ouvrant
- Ⓖ Sectional views of wood-alu window with sash rebate 15mm

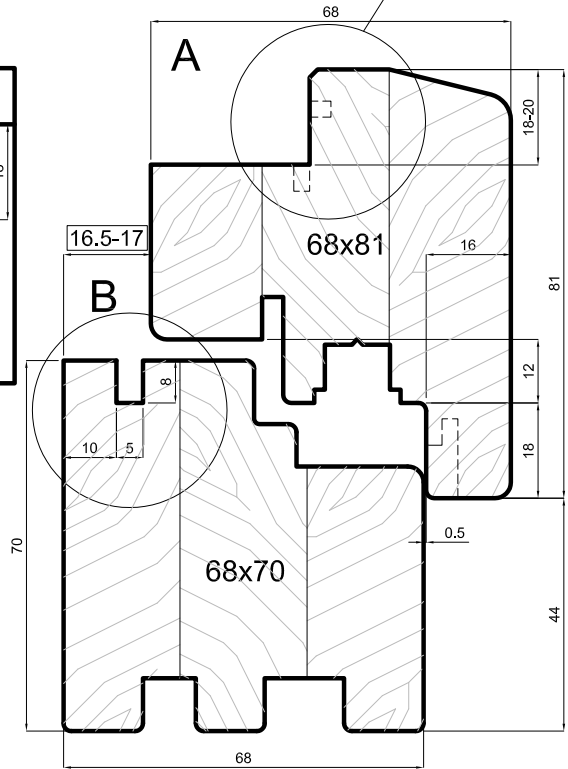
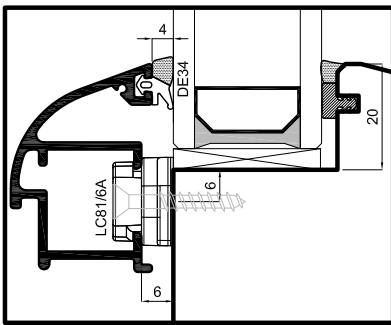
A1: battuta 18mm



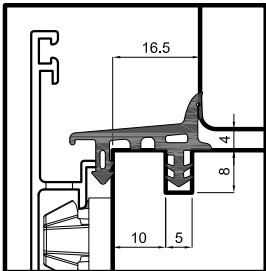
A3: battuta 18mm clips
senza vite



A2: battuta 20mm

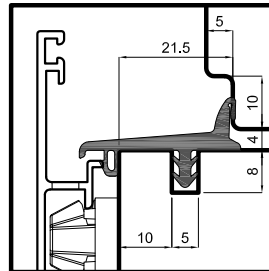


B1: incastro 10+5
battuta 16.5mm

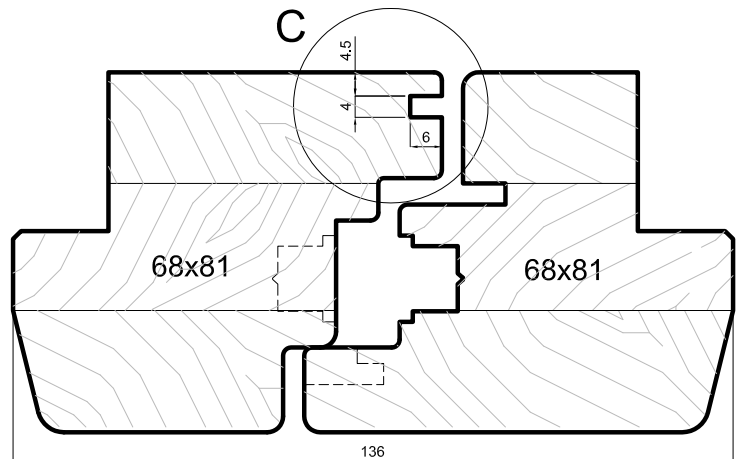


Guarnizioni/Gaskets:
DE59
DE129

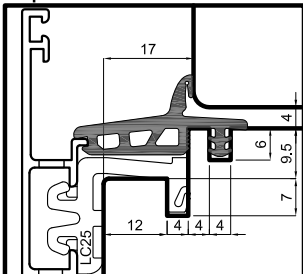
B2: incastro 10+5
battuta 21.5mm



Guarnizioni/Gaskets:
DE60

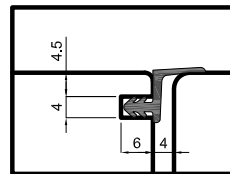


B3: incastro per
clips senza vite



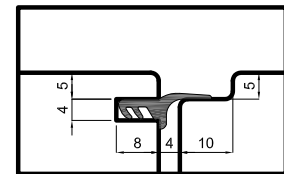
Guarnizioni/Gaskets:
DE149

C1: incastro per
DE30



Guarnizioni/Gaskets:
DE30
DE121

C2: incastro per
DE402



Guarnizioni/Gaskets:
DE402

Bold-Line

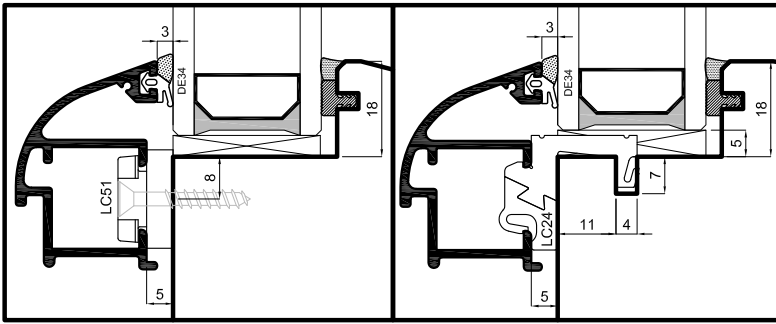
uniform

Scala 0.7:1

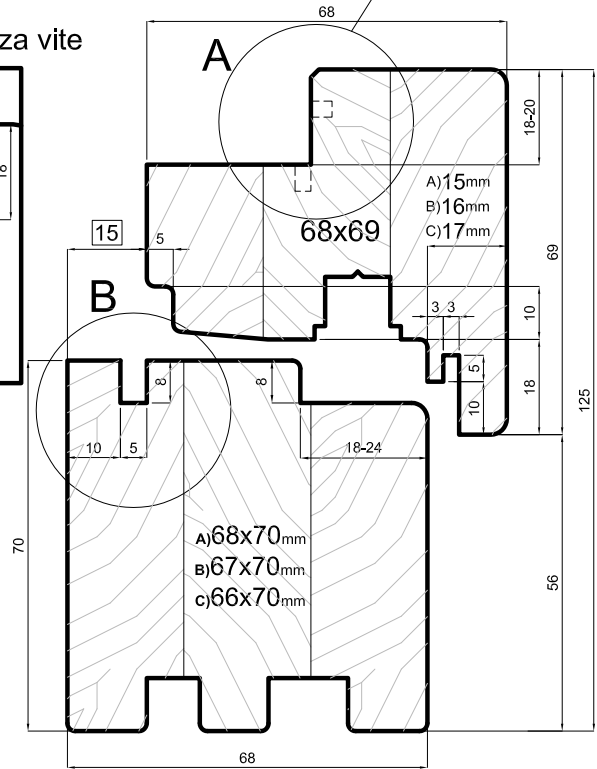
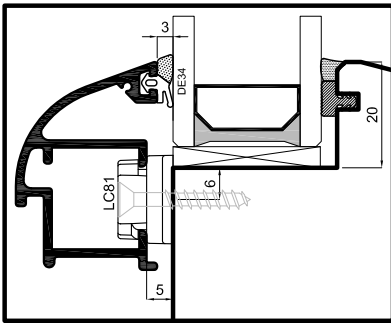
- ① Sezioni per serramento Legno/alluminio con battuta anta 16.5-17mm
- ② Fenster mit Außenprofilierung Flügel 16.5-17mm
- ③ Ventana con galce del escuadrado de la hoja de 16.5-17mms
- ④ Fenêtre avec recouvrement épaisseur 16.5-17mm sur ouvrant
- UK Sectional views of wood-alu window with sash rebate 16.5-17mm

A1: battuta 18mm

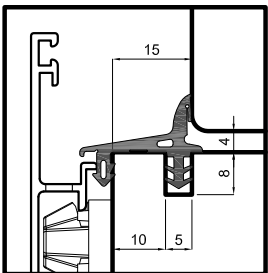
A3: battuta 18mm clips senza vite



A2: battuta 20mm

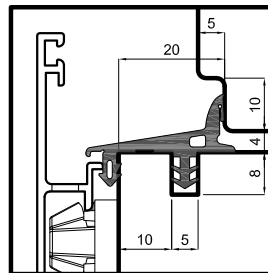


B1: incastro 10+5
battuta 15mm

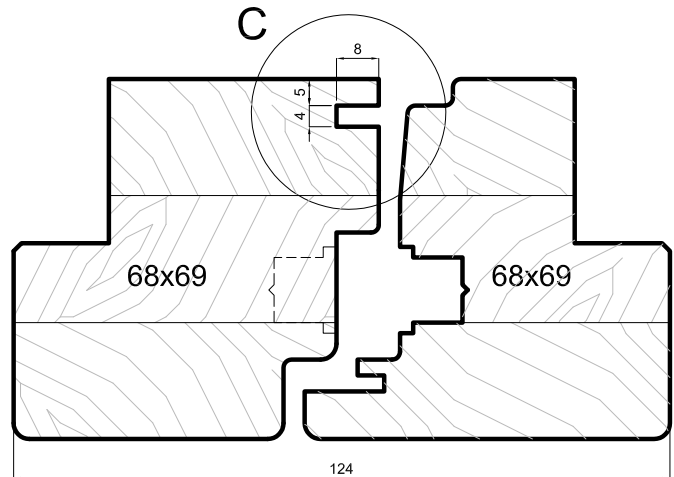


Guarnizioni/Gaskets:
DE27
DE126

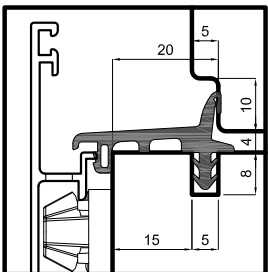
B2: incastro 10+5
battuta 20mm



Guarnizioni/Gaskets:
DE28
DE100

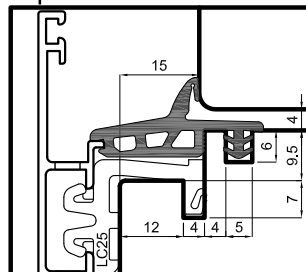


B3: incastro 15+5
battuta 20mm



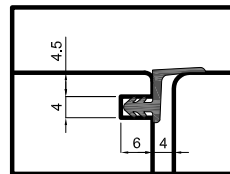
Guarnizioni/Gaskets:
DE81

B4: incastro per
clips senza vite



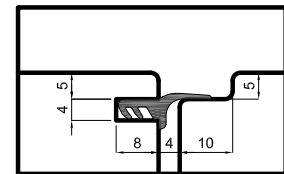
Guarnizioni/Gaskets:
DE147

C1: incastro per
DE30



Guarnizioni/Gaskets:
DE30
DE121

C2: incastro per
DE402



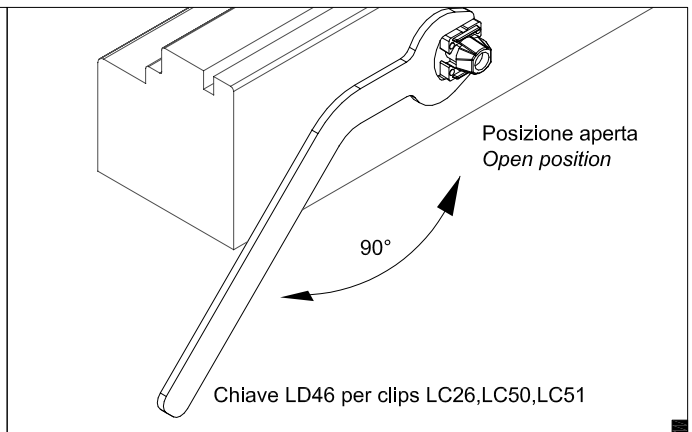
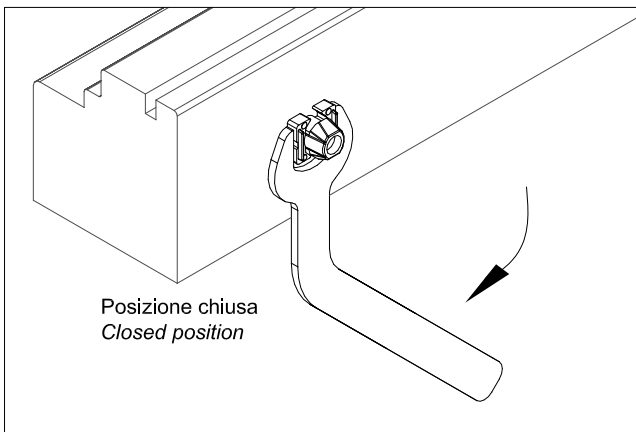
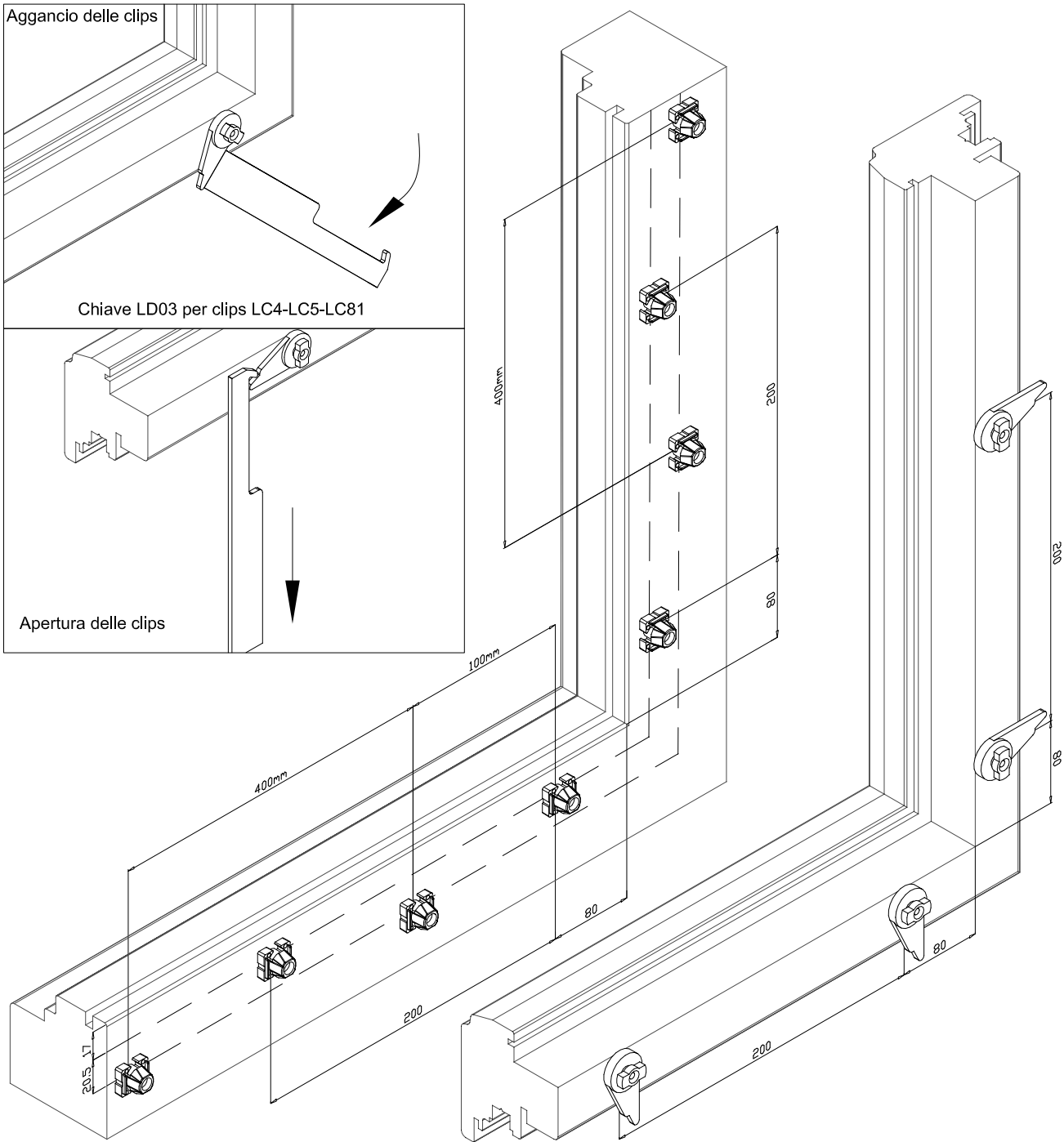
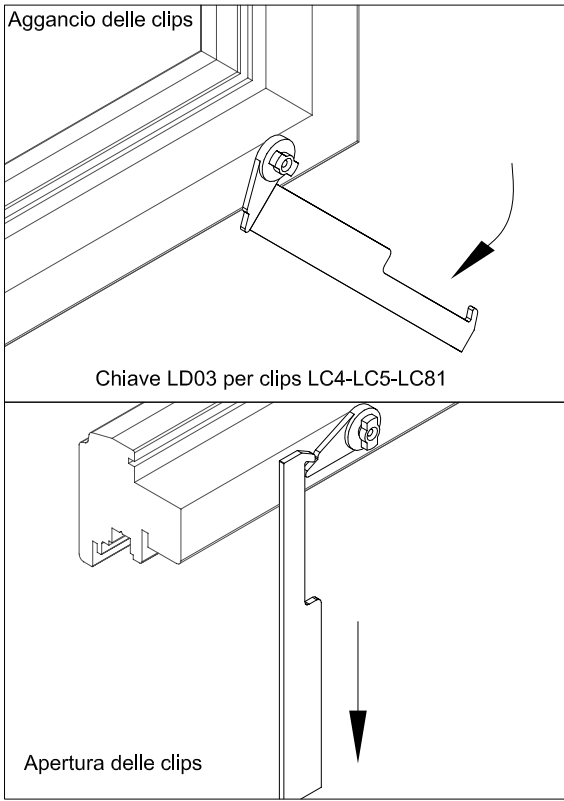
Guarnizioni/Gaskets:
DE402

Bold-Line

uniform

Scala 0.7:1

- ① Sezioni per serramento Legno/alluminio con monobattuta anta
- Ⓓ Fenster mit Außenprofilierung Flügel 15mm
- Ⓔ Ventana con galce del escuadrado de la hoja de 15mms
- Ⓕ Fenêtre avec recouvrement épaisseur 15mm sur ouvrant
- Ⓚ Sectional views of wood-alu window with single sash rebate



Bold-Line

uniform

- ① Montaggio delle clips
- ⓓ Montage der Drehklips
- Ⓔ Montaje de las clips
- ⓕ Montage des clips
- Ⓢ Installation of clips

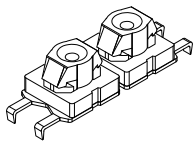
Variante con clips auto-riferimento per telaio e guarnizione premontata

Fasi di montaggio:

- 1) posizionare le 2 clips unite con riferimento all'interno telaio in legno
Avvitare la clip inferiore(B)
- 2) Staccare la clip superiore(A)
- 3) Avvitare la clip superiore A sfalsandola dalla precedente di 100mm
- 4) Montaggio della guarnizione perimetrale(DE87-DE129) sul telaio in legno
- 5) montaggio a pressione del telaio in alluminio

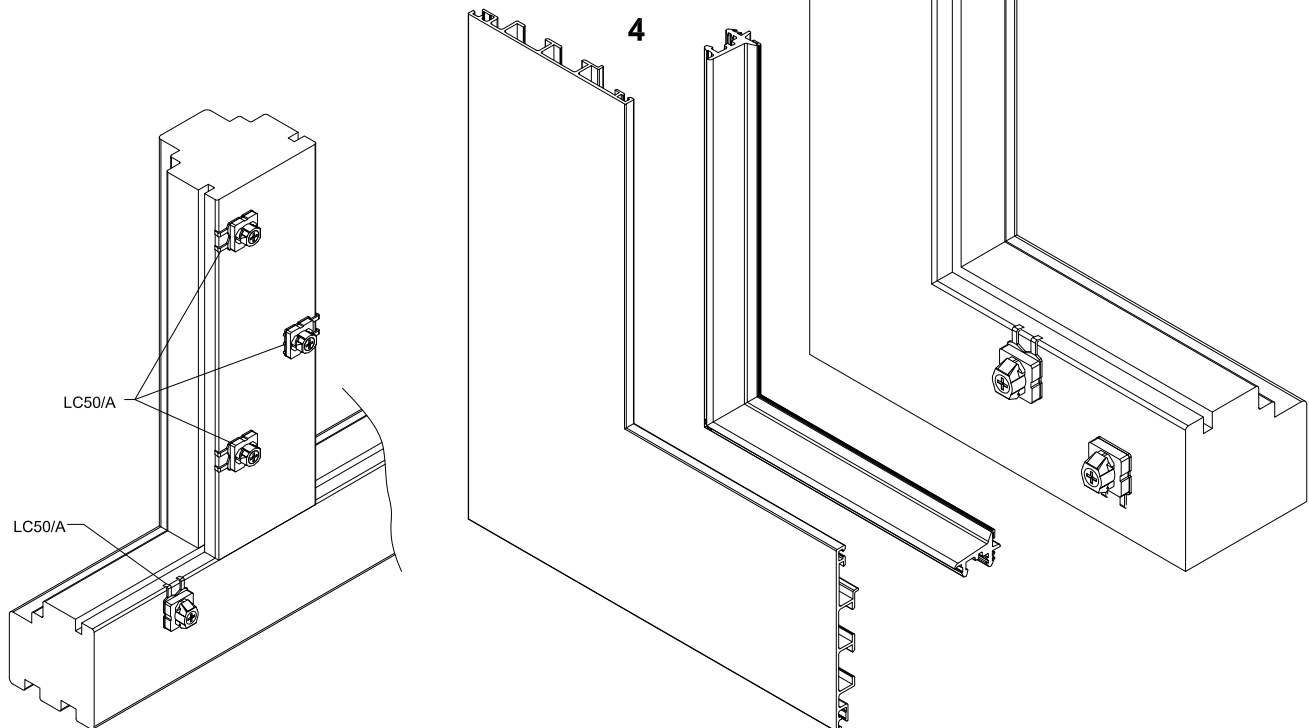
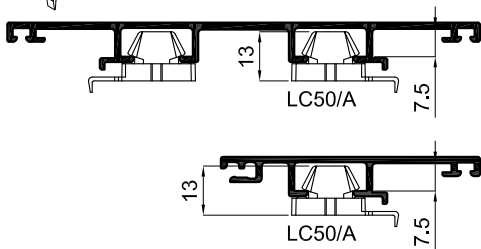
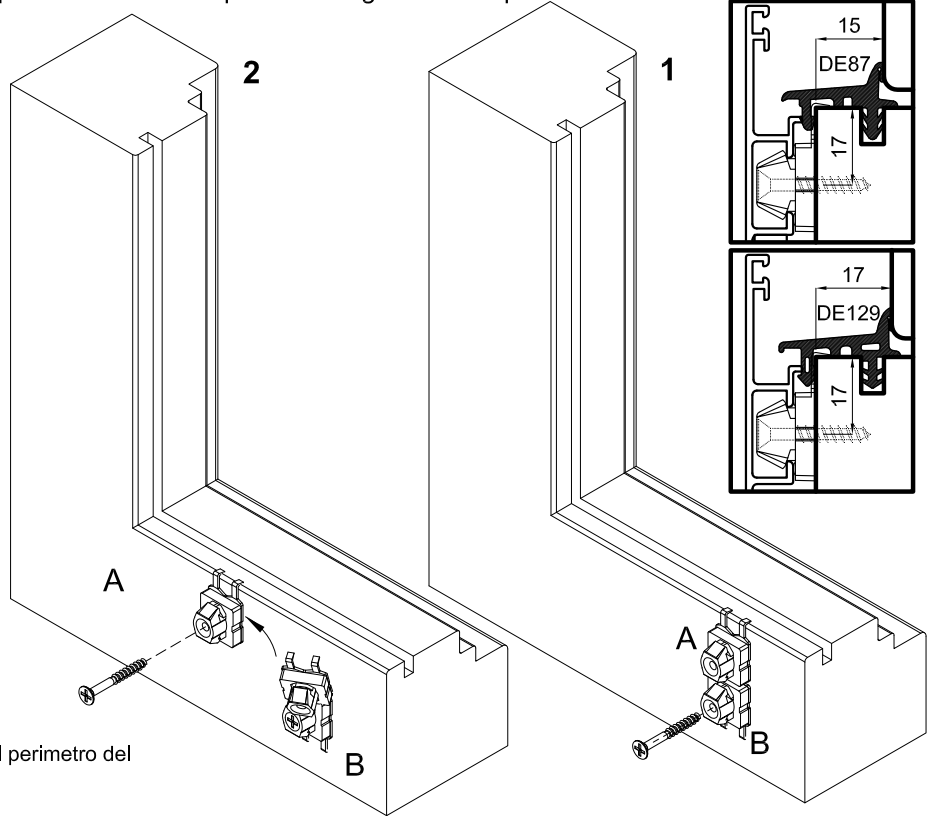
Assembly steps

- 1) position the pair of clips joined together, using the frame's internal dimension as reference point: screw the lower clip onto the wood (B)
- 2) Detach the upper clip (A)
- 3) screw the upper clip A into the wood, shifting its position of 100mm after the previous clip
- 4) fit the perimetral gasket into the wood frame
- 5) press the alu cladding frame onto the clips



LC50/A

Da utilizzare su tutto il perimetro del telaio



Bold-Line

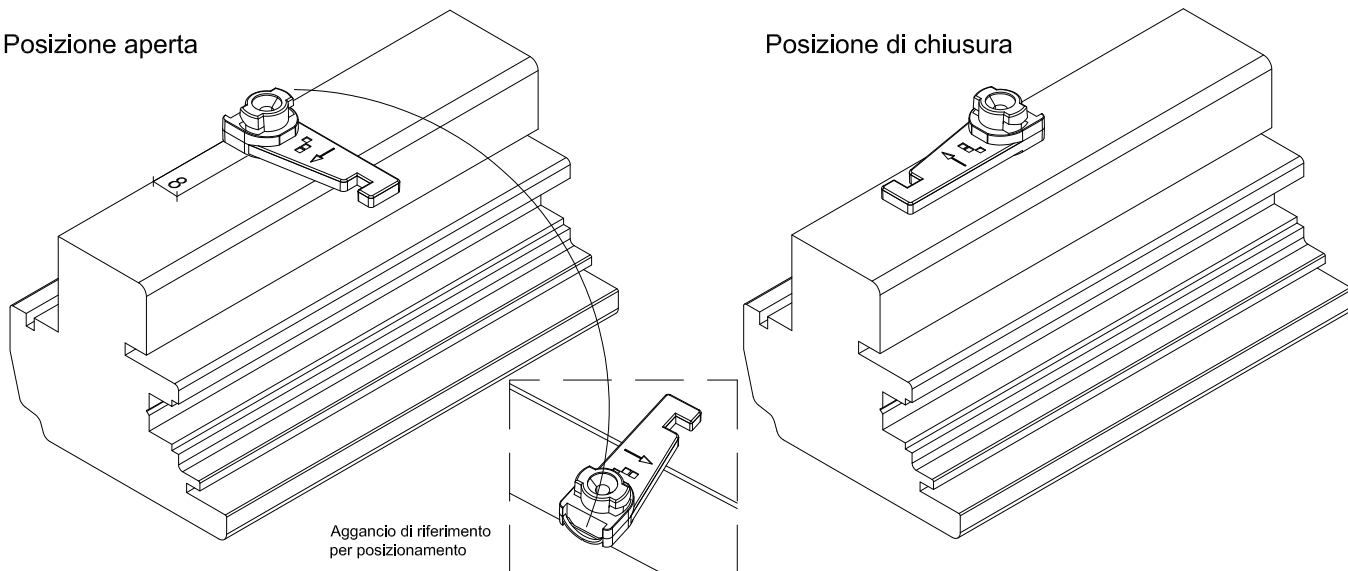
uniform

Scala -

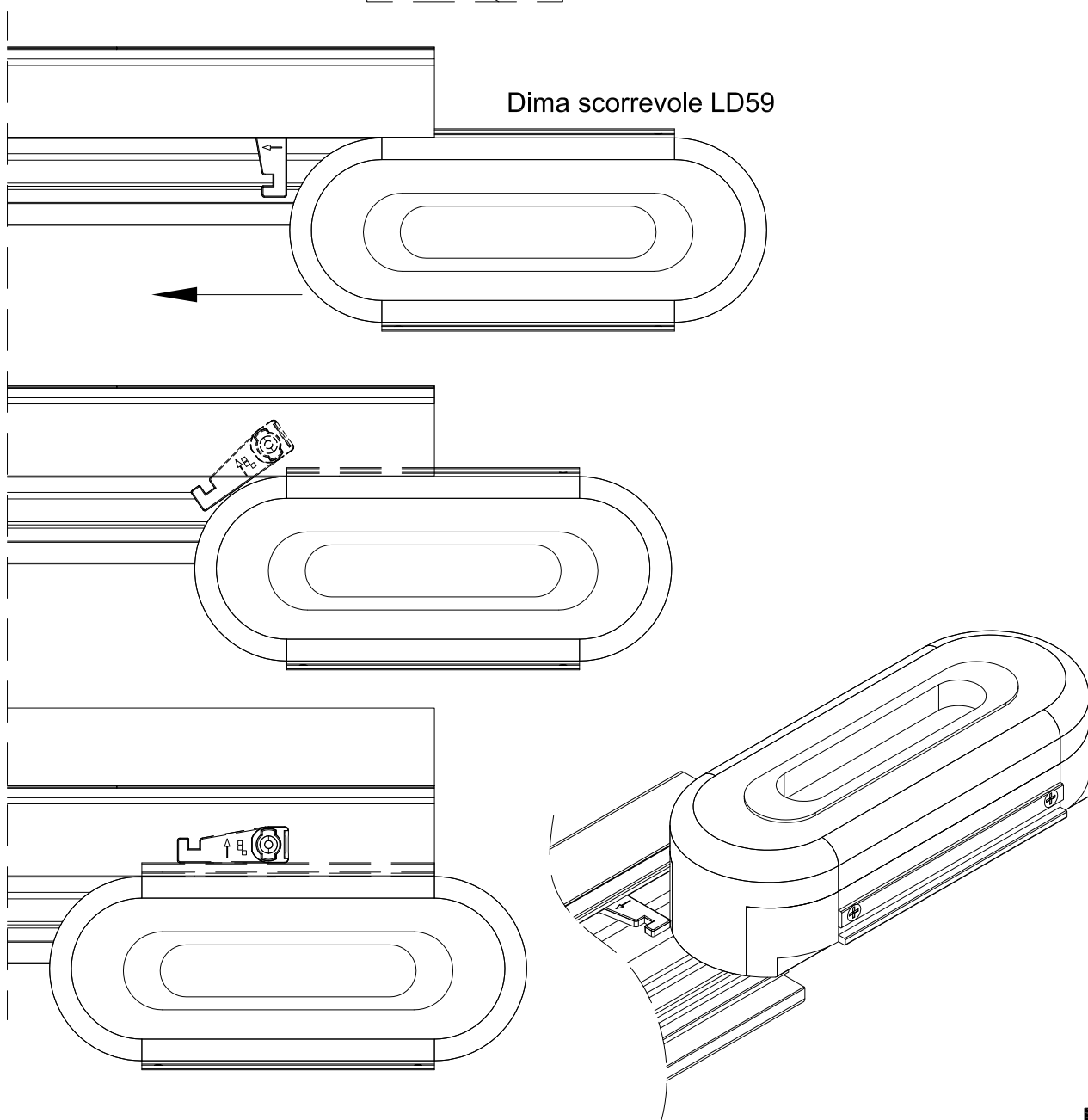
- ① Montaggio delle clips con autoposizionamento sul telaio
- ② Montage System für "Selbstpositionierung" Klips für Rahmen
- ③ Montaje del sistema con clips "con autoajuste" en el marco
- ④ Montage système avec clips du dormant "autopositionnants"
- ⑤ Assembly of the clips with automatic positioning onto the frame

Posizione aperta

Posizione di chiusura



Dima scorrevole LD59



Bold-Line

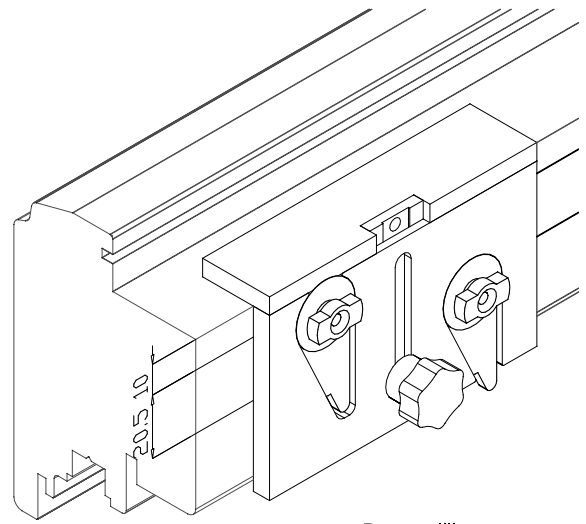
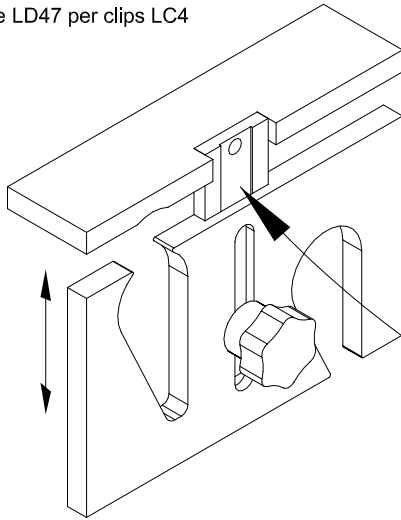
uniform

Scala -

- ① Montaggio delle clips con autoposizionamento sull'anta
- ② Montage System für "Selbstpositionierung" Klips für Flügel
- ③ Montaje del sistema con clips "con autoajuste" en la hoja
- ④ Montage système avec clips du ouvrant "autopositionnants"
- ⑤ Assembly of the clips with automatic positioning onto the sash

Codice Clips Clip code	Codice Dima Dima code
LC4-LC4/7	LD47
LC26-LC50	LD48
LC62	LD49
LC81	LD50

Dima regolabile LD47 per clips LC4

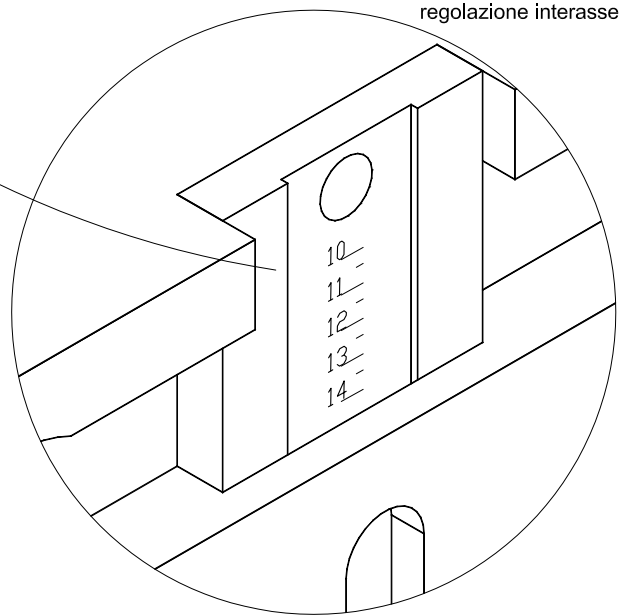


Barra millimetrata per regolazione interasse

Schema di montaggio delle clips su anta e telaio

- ① Passo 200mm. Da 80 mm dall'angolo interno del telaio
- ② Passo 400mm. Da 100 mm dall'angolo esterno del telaio
- ③ Passo 200mm. Da 80 mm dall'angolo interno anta
- ④ Passo 200mm sfalsate di $\frac{1}{2}$ passo. Da 80mm dall'interno telaio
- ⑤ Squadretta rinforzo fissi: n°3 pz./mt

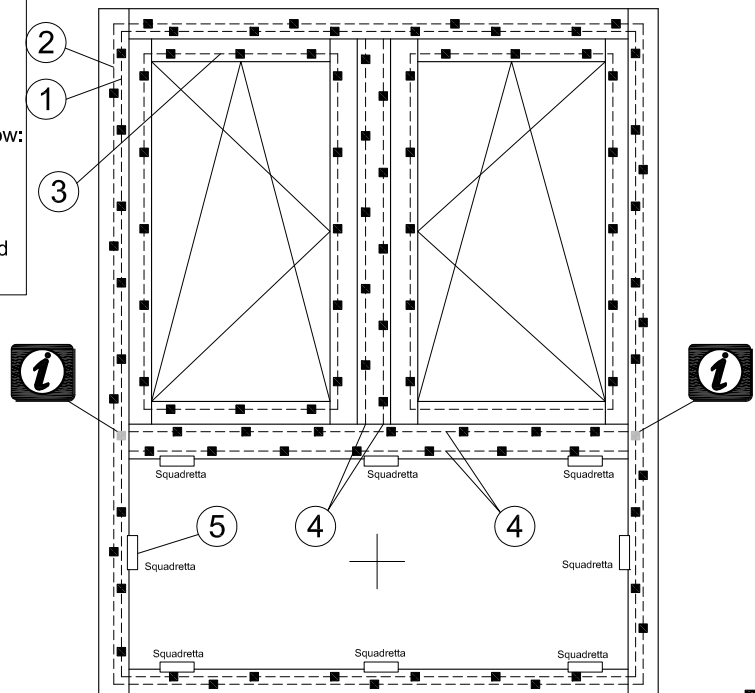
❗ Non montare con telai assemblati con squadretta



Assembly diagram of the clips onto sash and frame

- ① 200mm distance. 80mm from the frame's internal corner
- ② 400mm distance. 100mm from the frame's external corner
- ③ 200mm distance. 80mm from the sash's internal corner
- ④ 4-200mm distance between one clip and the other on one row: parallel row with alternating sequence
- ⑤ reinforcement bracket for fixed lights

❗ Don't use the clip here in case of mechanically assembled frames



Bold-Line

uniform

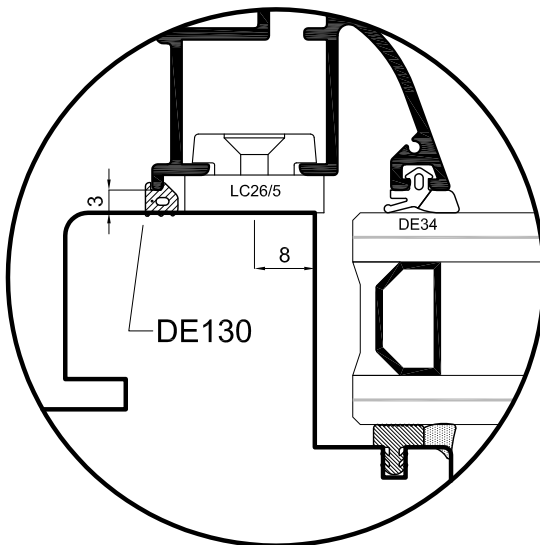
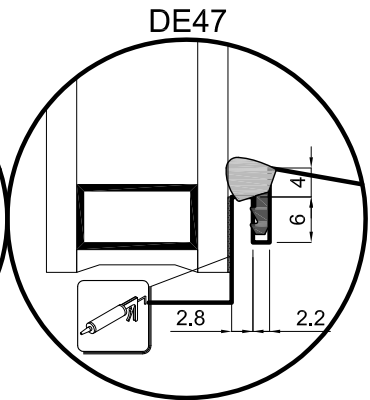
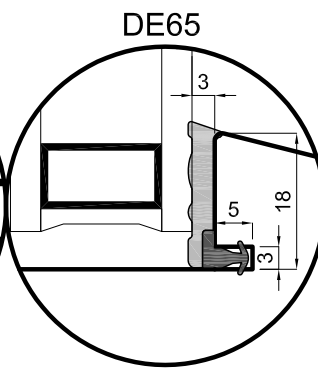
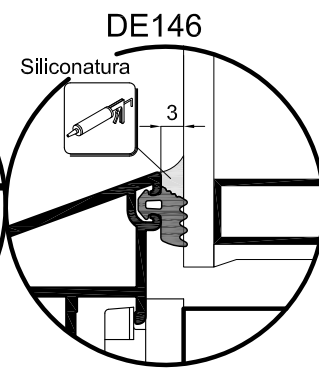
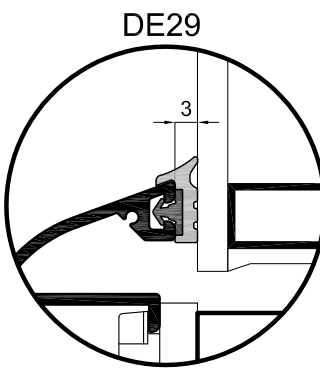
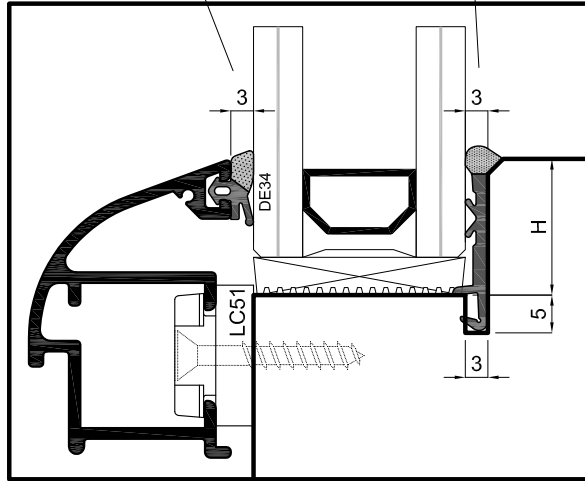
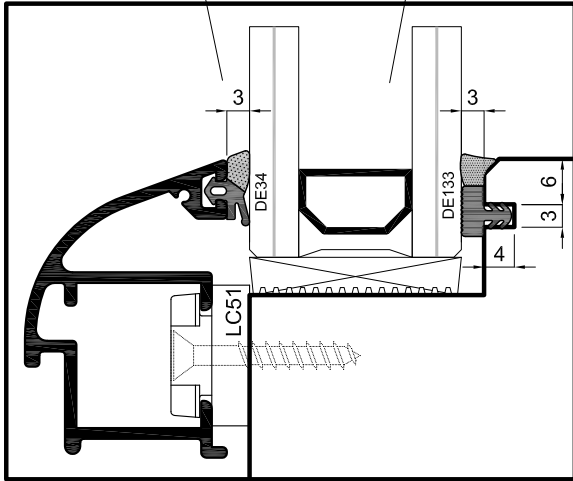
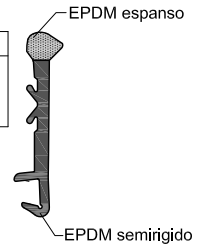
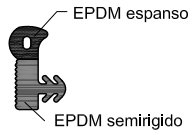
- ① Montaggio delle clips
- ② Montage der Klips
- ③ Montaje de las clips
- ④ Montage des clips
- ⑤ Installation of the clips

Guarnizione	Aria
DE117	2 mm
DE34	3 mm
DE86	3 mm (per clips a scatto)
DE41	5 mm

Guarnizione	Aria
DE132	2 mm
DE133	3 mm
DE134	4 mm

Guarnizione	Aria
DE117	2 mm
DE34	3 mm
DE86	3 mm (per clips a scatto)
DE41	5 mm

Guarnizione	Altezza
DR01/15	15 mm
DR01/18 S	18 mm
DR01/20 S	20 mm



Non utilizzabile con clips:
LC4, LC4/7
Not usable on the following clips:
LC4, LC4/7

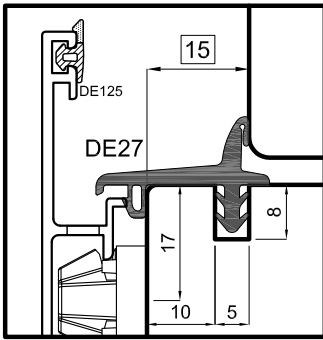
Bold-Line

uniform

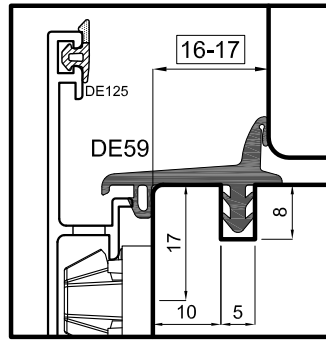
Scala 1:1

- ① Guarnizioni interne ed esterne anta
- ② Flügeldichtung innen und außen
- ③ Juntas interiores y exteriores para la hoja
- ④ Joints intérieurs et extérieurs pour le vantail
- ⑤ Inner and outer gaskets for the sash

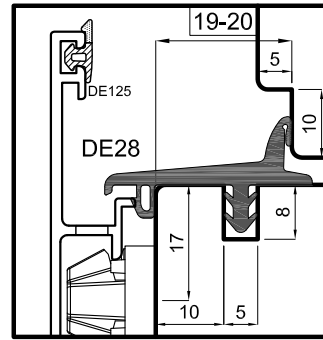
Guarnizioni standard



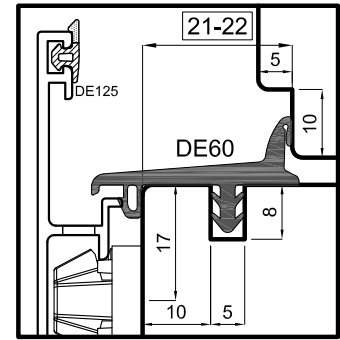
Disponibile: tagliata a misura
angoli vulcanizzati(DE27/E)
telaio vulcanizzato(DE27/R)



Disponibile: tagliata a misura

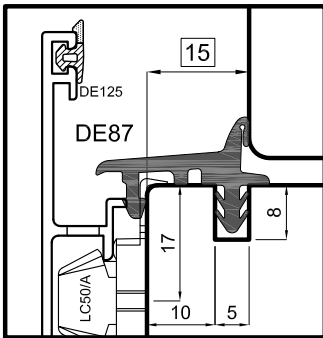


Disponibile: tagliata a misura
angoli vulcanizzati(DE28/E)
telaio vulcanizzato(DE28/R)

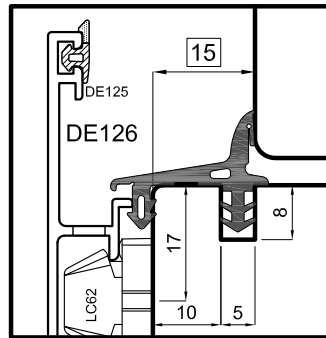


Disponibile: tagliata a misura

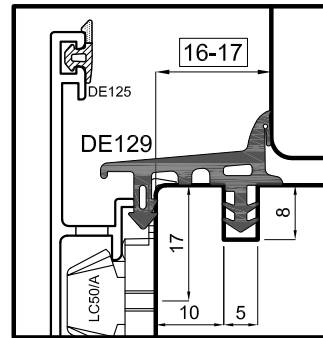
Guarnizioni per pre-montaggio (montaggio prima del telaio in alluminio)



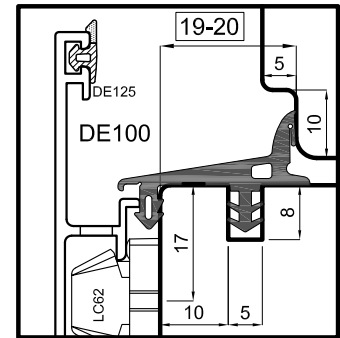
Disponibile: tagliata a misura
telaio vulcanizzato(DE87/R)



Disponibile: tagliata a misura
angoli vulcanizzati(DE126/E)

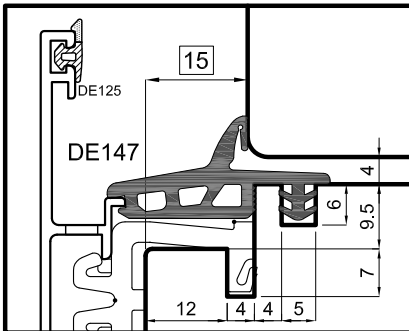


Disponibile: tagliata a misura
telaio vulcanizzato(DE129/R)

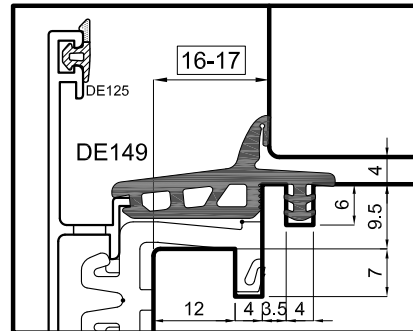


Disponibile: tagliata a misura
angoli vulcanizzati(DE100/E)
telaio vulcanizzato(DE100/R)

Guarnizioni per clips a scatto senza vite



Disponibile: tagliata a misura



Disponibile: tagliata a misura

Bold-Line

uniform

Scala 0.9:1

- ① Guarnizioni perimetrali del telaio
- ⓓ Rahmendichtung außen
- ⓔ Juntas perimétricas del marco
- ⓕ Joints périmétriques du dormant
- Ⓢ perimetral gaskets of the frame

Angoli prestampati

Modalità d'impiego:

Inserire gli angoli prestampati sul telaio.

Tagliare la guarnizione a 90° con misura pari a interno telaio legno-100mm.

Incollare con collante cianoacrilico elastomerico LC-RE o similare.

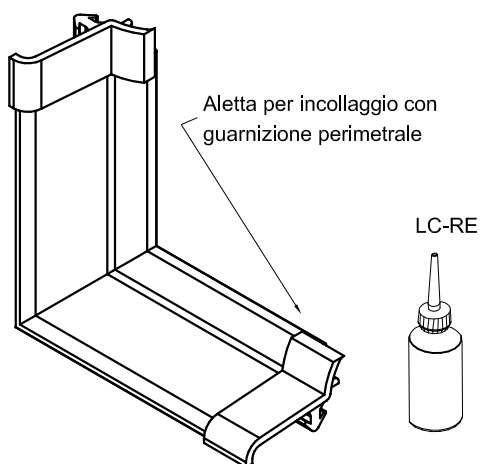
Methods of use:

-fit the pre-cast corners onto the frame

-Cut the gasket at 90° observing the internal dimension of the frame - 100mm

-Glue the corners and the gasket together using

Cyanoacrylate elastomeric glue LC-RE or similars



Disponibili per guarnizioni:

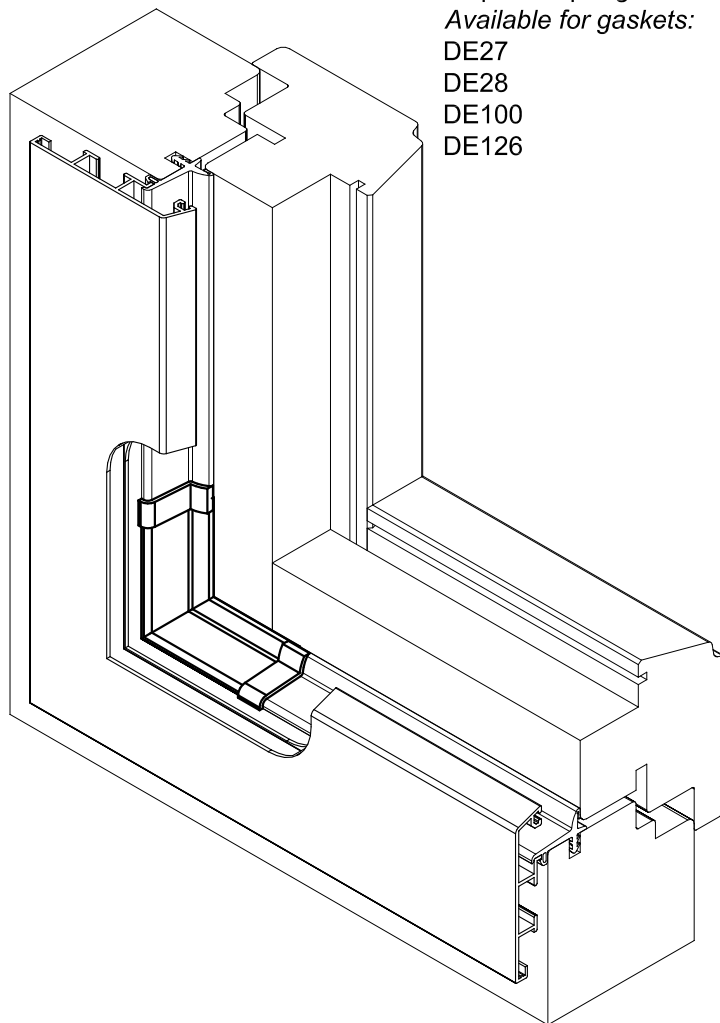
Available for gaskets:

DE27

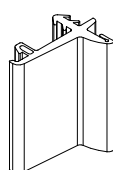
DE28

DE100

DE126



Telai vulcanizzati



Disponibili per guarnizioni:

Available for gaskets:

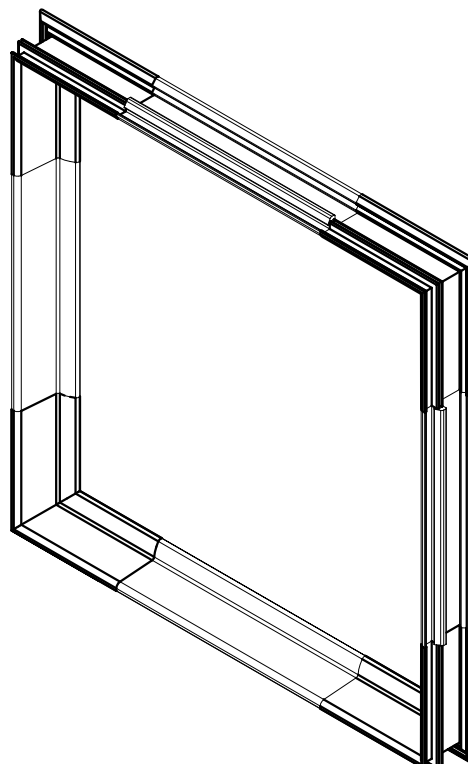
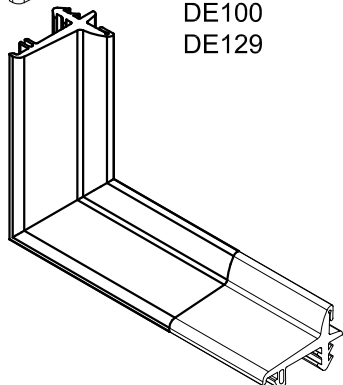
DE27

DE28

DE87

DE100

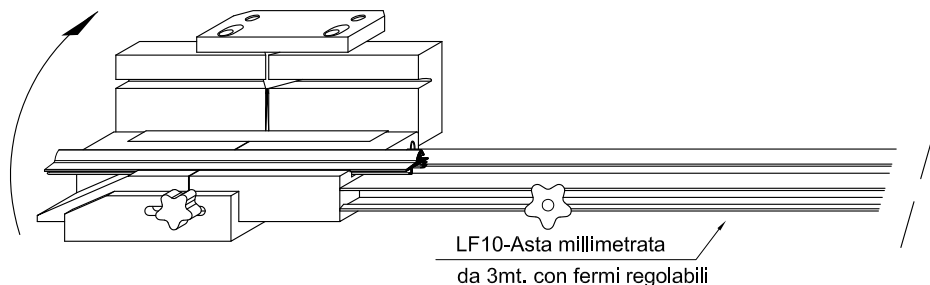
DE129



Bold-Line

uniform

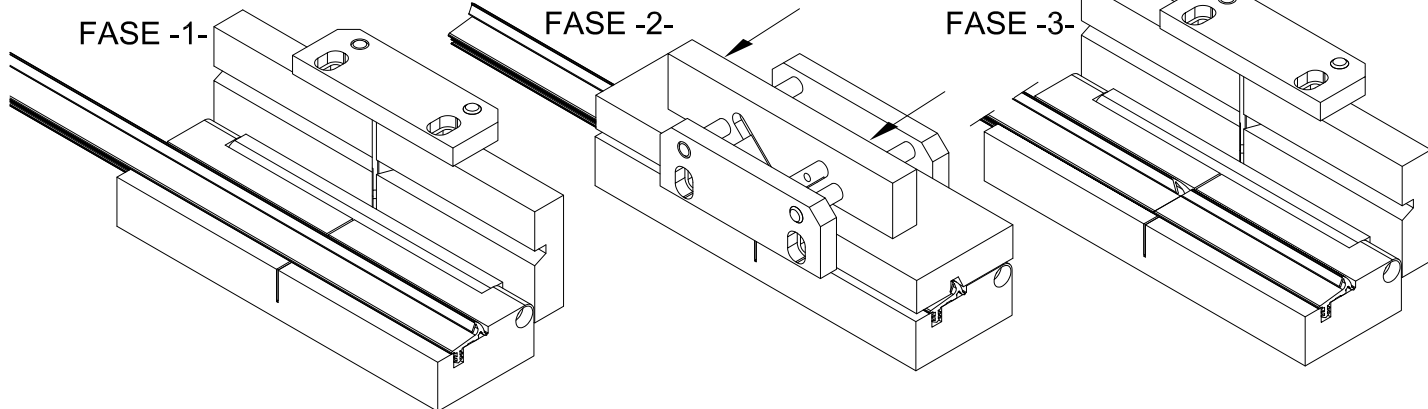
- ① Angoli prestampati e guarnizioni vulcanizzate
- ② Vordruckte Ecken und vulkanisierte Dichtungen
- ③ Esquinas preestampadas y juntas vulcanizadas
- ④ Angles préimprimés et joints vulcanisés
- ⑤ Cast corners and vulcanized gaskets



FASE -1-

FASE -2-

FASE -3-



Attrezzatura per il taglio della guarnizione telaio

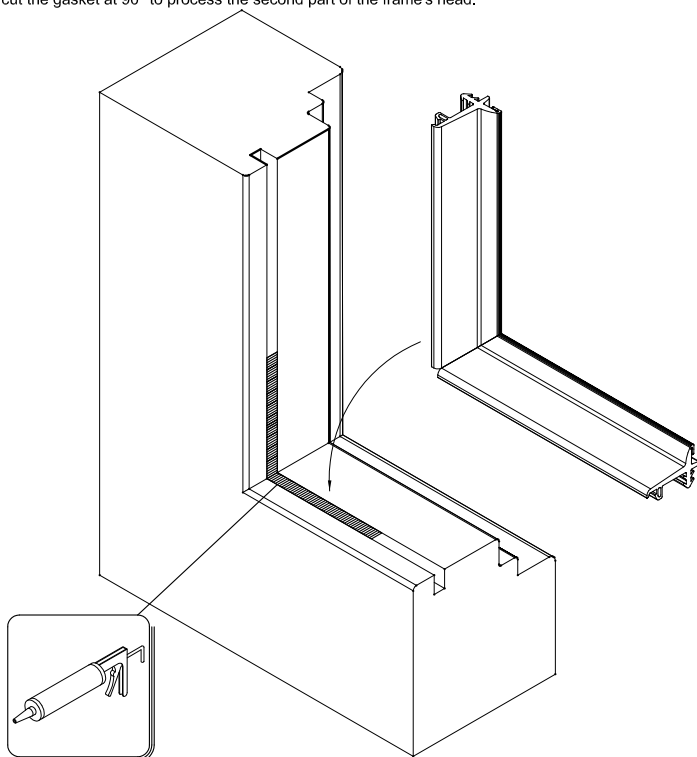
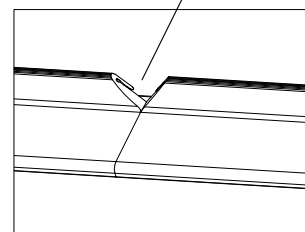
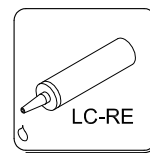
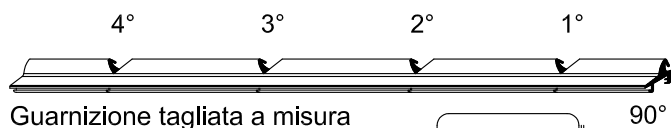
Fasi di taglio delle guarnizioni:

- Tagliare la guarnizione a 90°, posizionarla sul fermo n. 1 per realizzare il primo angolo (prima parte del traverso superiore);
- Posizionare la guarnizione sul fermo n. 2 per realizzare il secondo angolo (montante sinistro)
- Posizionare la guarnizione sul fermo n. 3 per realizzare il terzo angolo (traverso inferiore)
- Posizionare la guarnizione sul fermo n. 2 per realizzare il quarto angolo (montante destro)
- Posizionare la guarnizione sul fermo n. 1, e tagliarla a 90° prendendo come riferimento la Tagliare la guarnizione a 90° per realizzare la seconda parte del traverso superiore.

Tools for cutting the frame's gasket

Steps of the gasket's cut:

- cut the gasket at 90°, place it on the point n.1 to process the first corner (first part of the frame's head);
- place the gasket on the point n.2 to process the second corner (frame's left jamb);
- place the gasket on the point n.3 to process the third corner (frame sill);
- place the gasket on the point n.2 to process the fourth corner (frame's right jamb);
- place the gasket on the point n.1 and cut it at 90° viewing the blade as reference point. Then cut the gasket at 90° to process the second part of the frame's head.



Codice	Descrizione
LF5	Taglio DE81
LF6	Taglio DE27-DE87-DE126
LF7	Taglio DE28
LF8	Taglio DE147
LF12	Taglio DE54
LF13	Taglio DE149
LF14	Taglio DE58-DE124
LF15	Taglio DE59-DE129
LF16	Taglio DE60
LF20	Taglio DE100
LF22	Taglio DE156

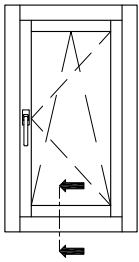
Bold-Line

uniform

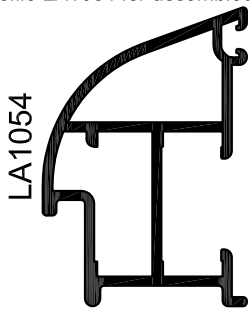
- ① Attrezzatura per il taglio guarnizioni telaio
- ② Schere für Rahmendichtung
- ③ Herramienta para cortar las juntas del marco
- ④ Outillage pour la coupe du joint dormant
- ⑤ Special equipment for the cut of the frame's gaskets

Tavole tecniche
Technical Drawings

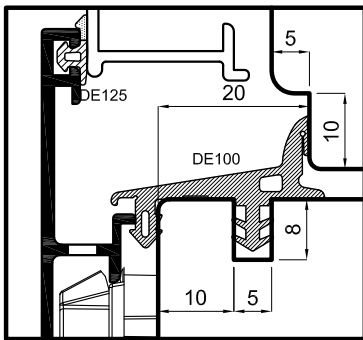
uniform 
sistemi per serramenti



Profilo per ordini a barre ed assemblato
Use profile LA1054 for assembled frames

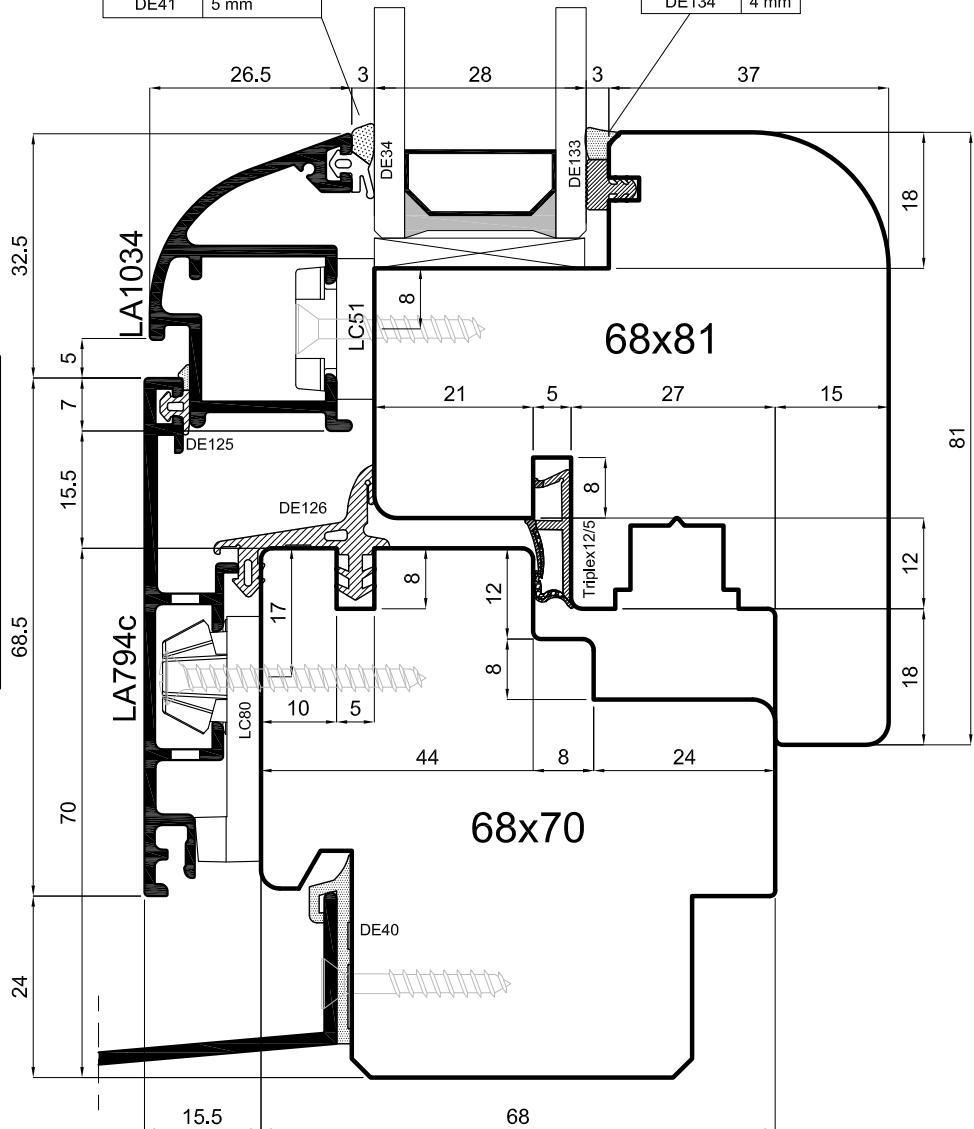


VARIANTE GUARNIZIONE TELAIO



Guarnizione	Aria
DE117	2 mm
DE34	3 mm
DE86	3 mm (per clips a scatto)
DE41	5 mm

Guarnizione	Aria
DE132	2 mm
DE133	3 mm
DE134	4 mm

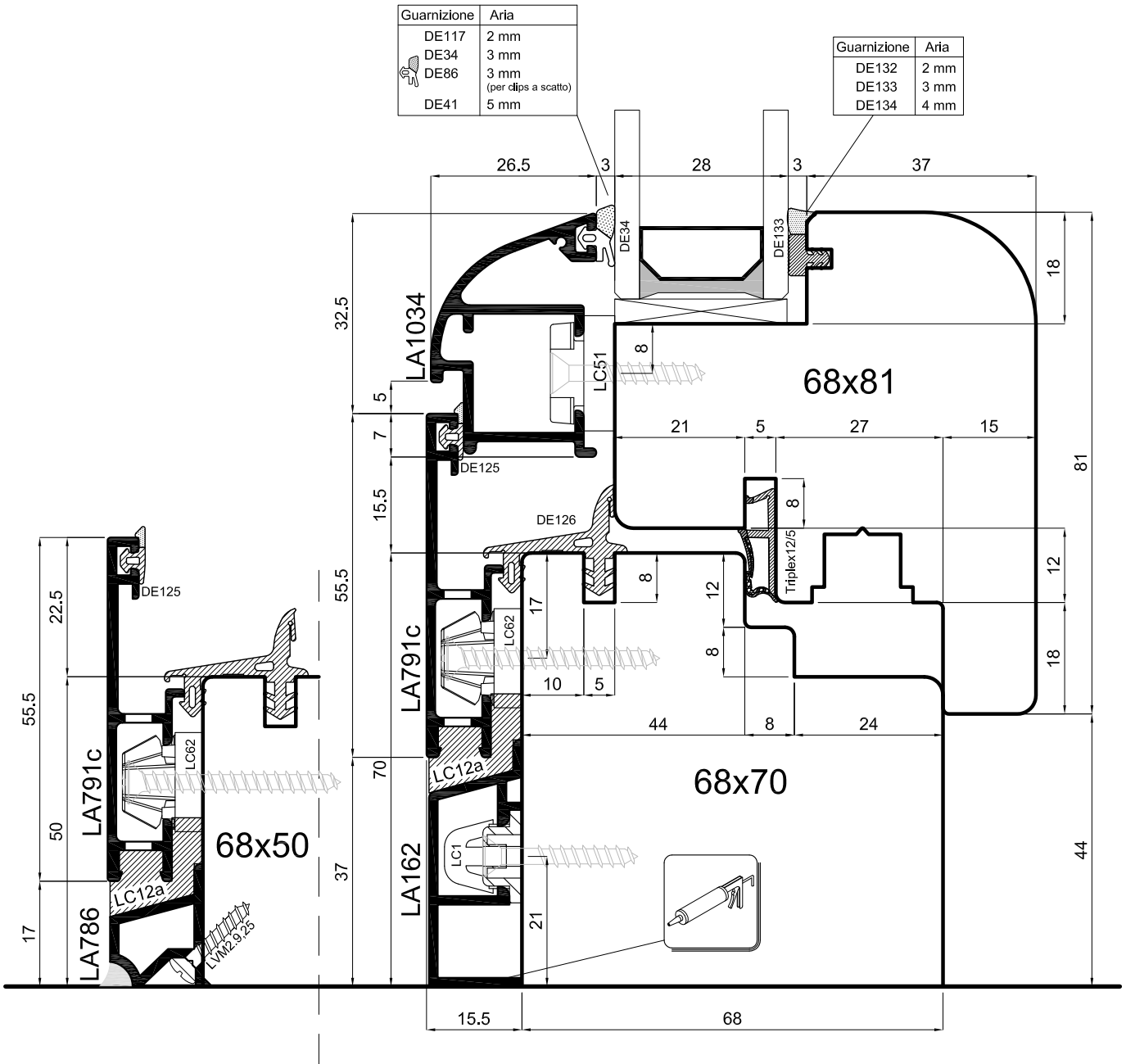
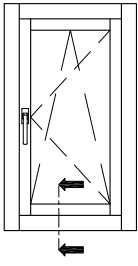


Bold-Line

uniform

Scala 1:1

- ① Sezione verticale traverso inferiore finestra
- ② Vertikalschnitt Fenster quer unten
- ③ Sección vertical travesaño inferior de la ventana
- ④ Coupe verticale traverse inférieure fenêtre
- ⑤ Vertical section of the window's lower ledger

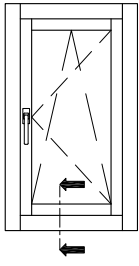


Bold-Line

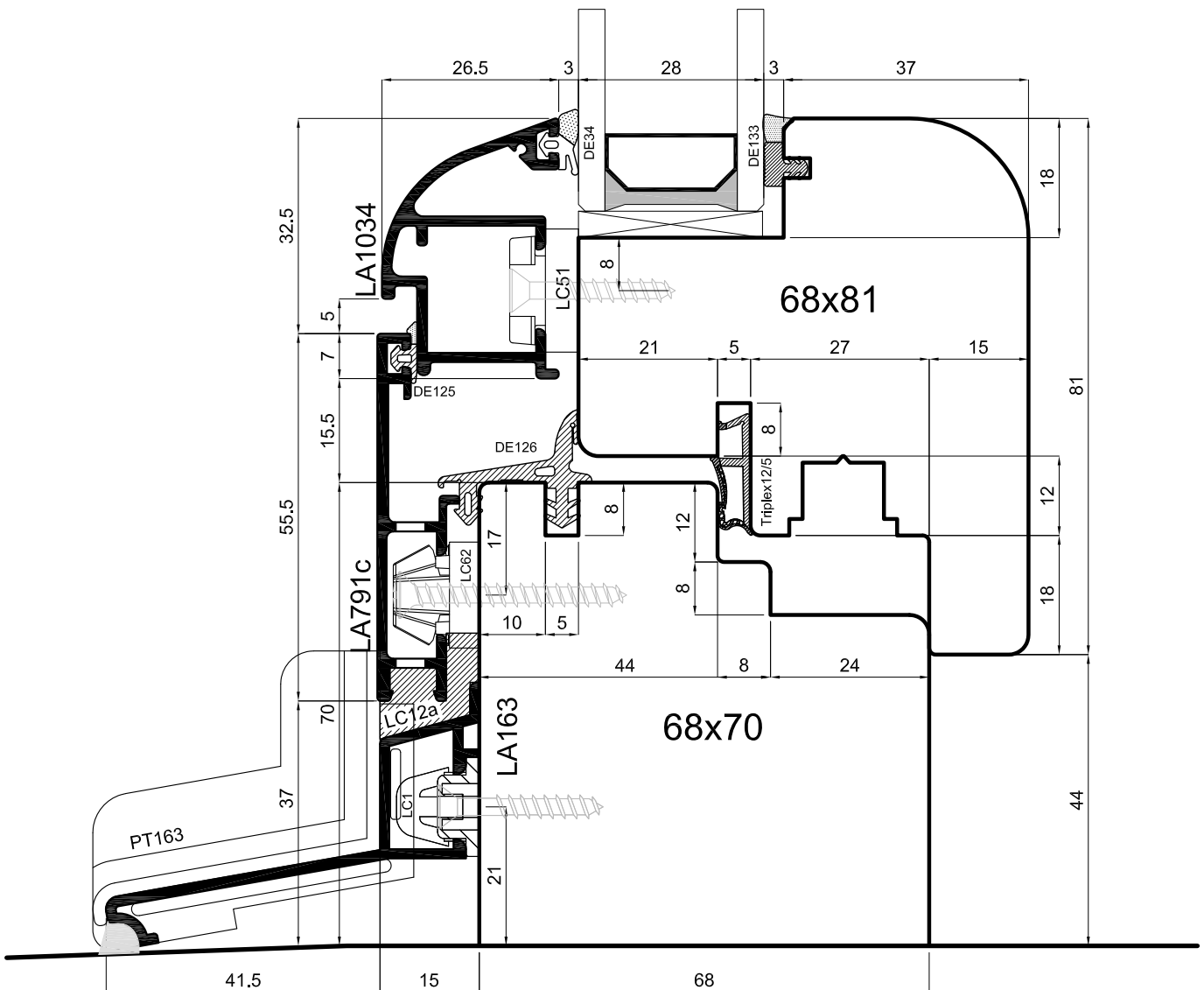
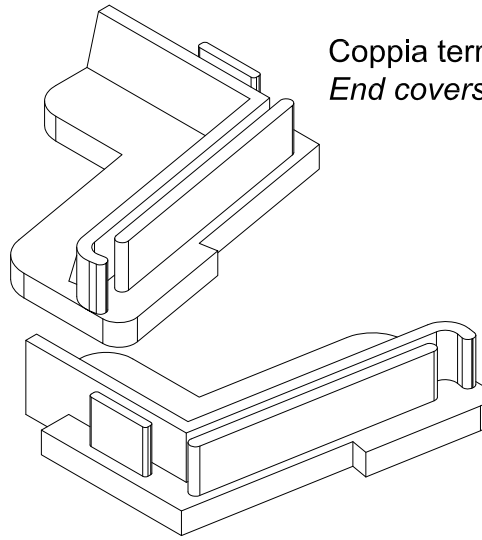
uniform

Scala 1:1

- ① Sezione verticale traverso inferiore finestra
- ② Vertikalschnitt Fenster quer unten
- ③ Sección vertical travesaño inferior de la ventana
- ④ Coupe verticale traverse inférieure fenêtre
- ⑤ Vertical section of the window's lower ledger



Coppia terminali dx-sx PT163
End covers PT163

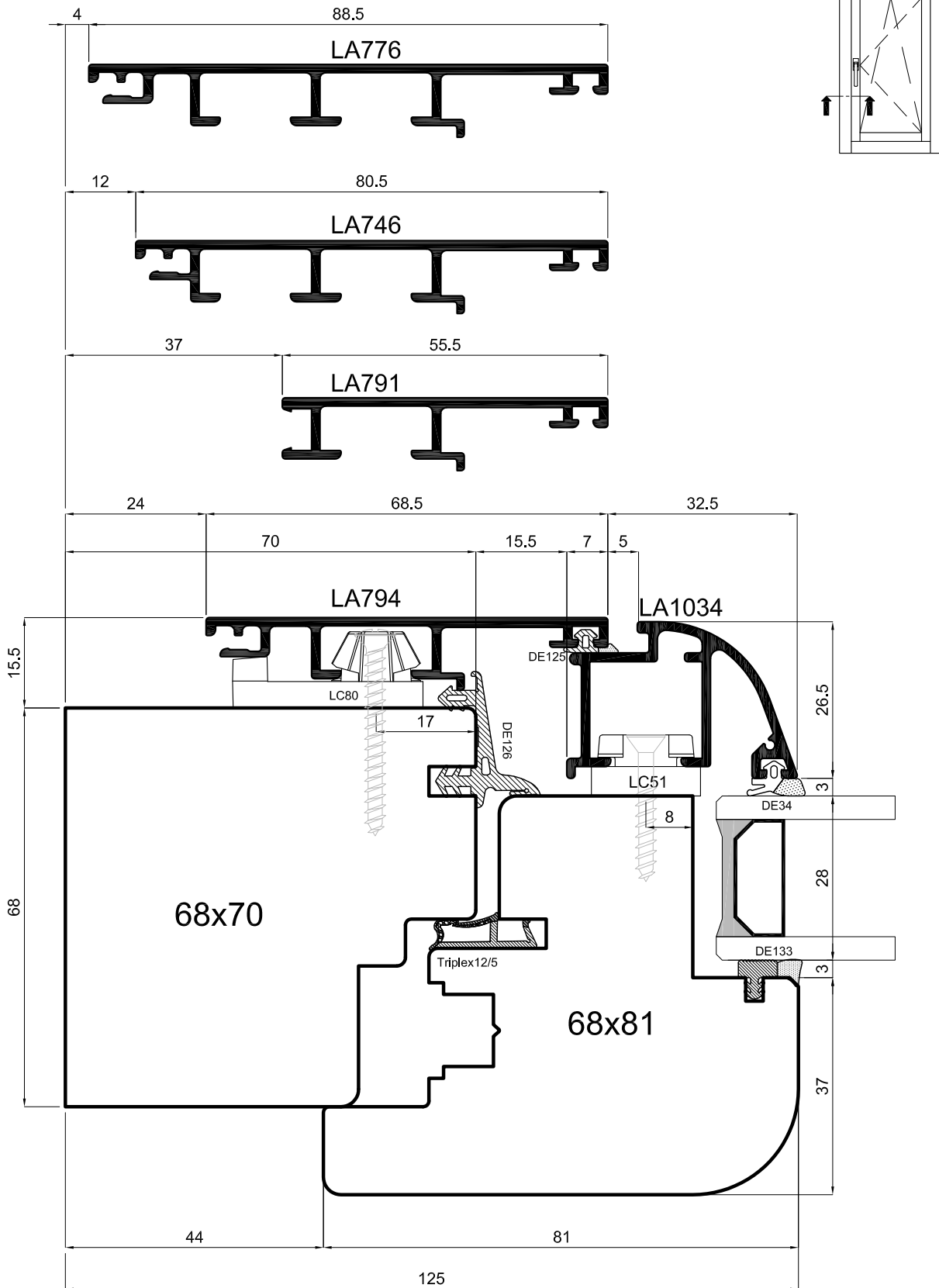


Bold-Line

uniform

Scala 1:1

- ① Sezione verticale traverso inferiore finestra
- ② Vertikalschnitt Fenster quer unten
- ③ Sección vertical travesaño inferior de la ventana
- ④ Coupe verticale traverse inférieure fenêtr
- ⑤ Vertical section of the window's lower ledge

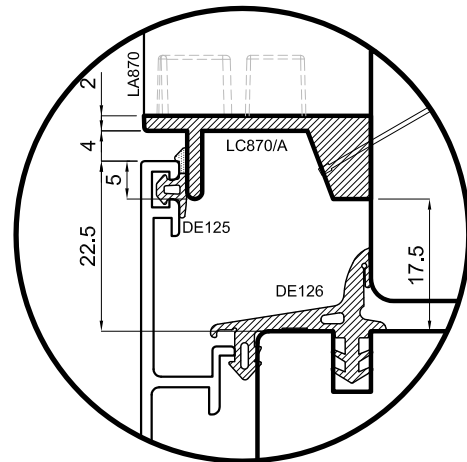
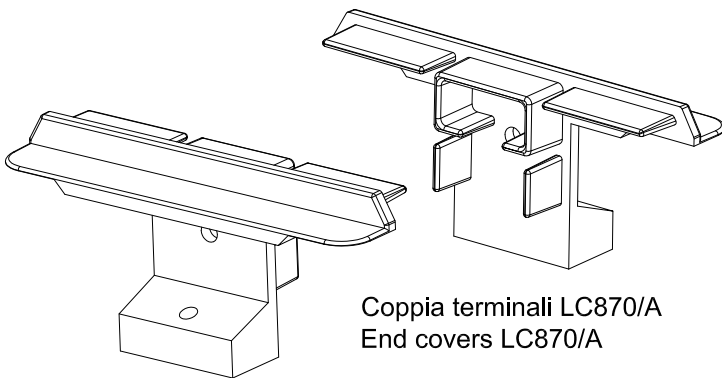
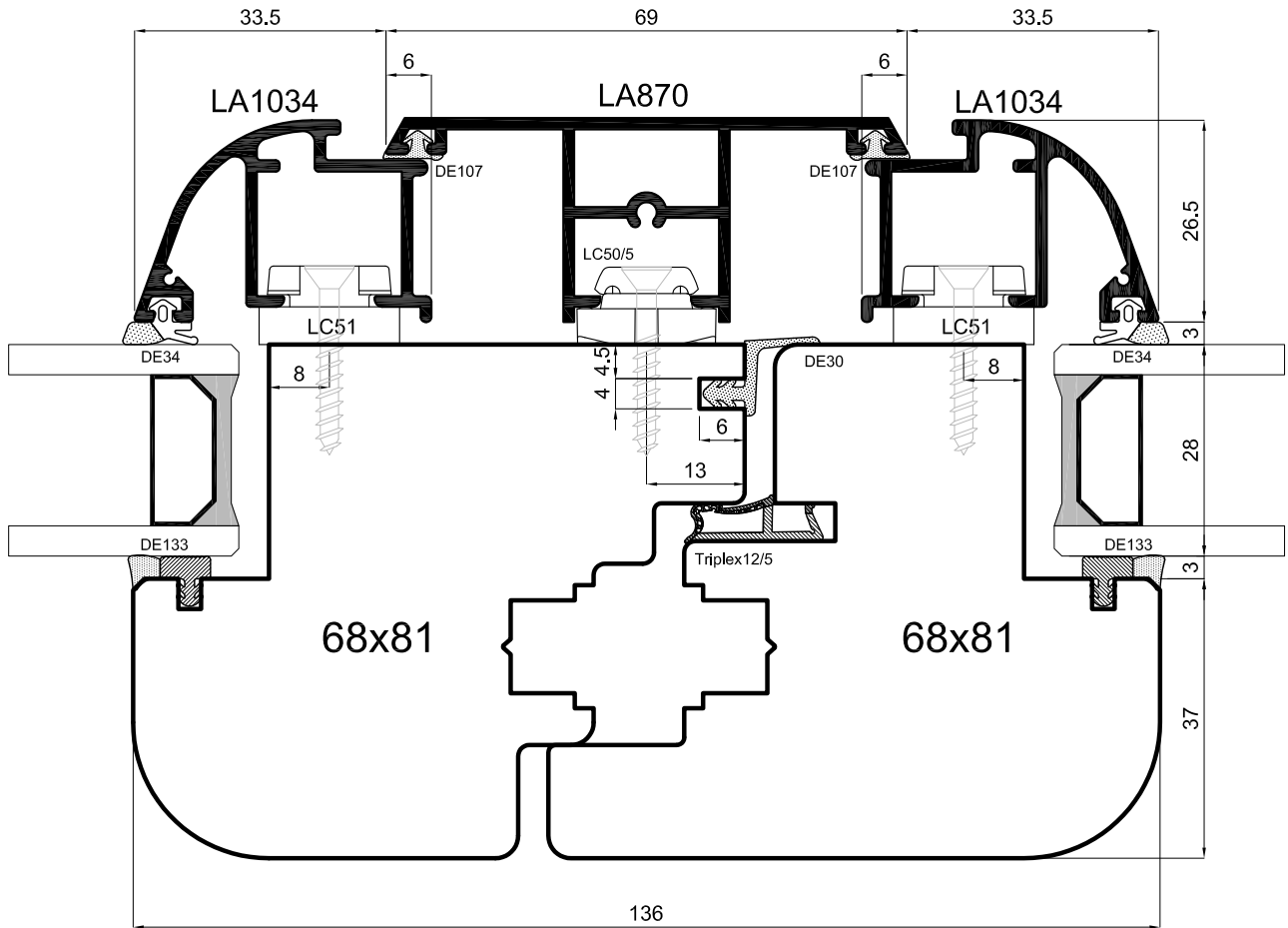
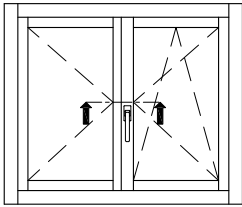


Bold-Line

uniform

Scala 1:1

- ① Sezione orizzontale montanti laterali
- ⓓ Horizontalschnitt senkrecht seitlich
- ⓔ Sección horizontal montantes laterales
- ⓕ Coupe horizontale montants latéraux
- Ⓢ Horizontal section of the lateral jamb

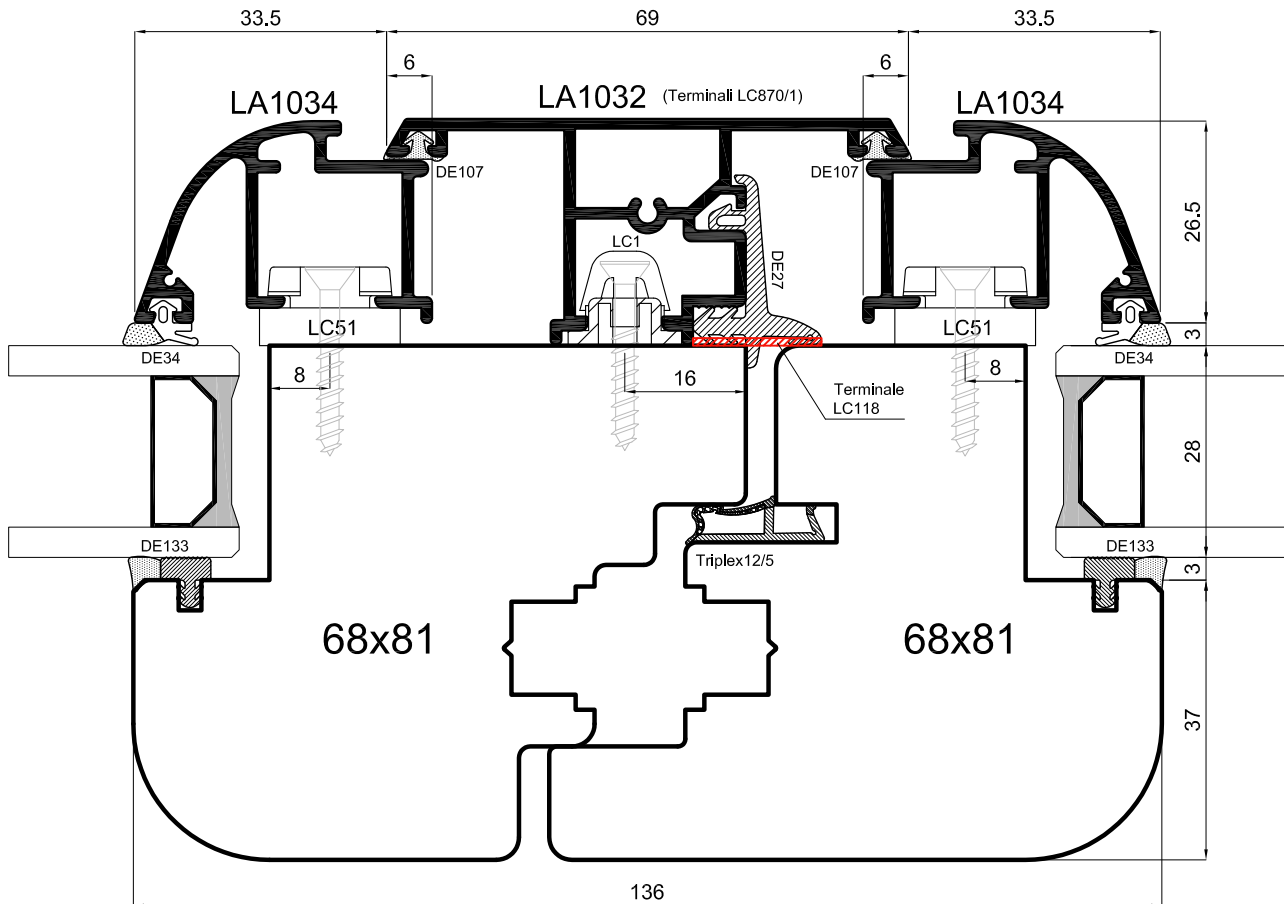
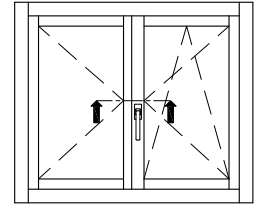


Bold-Line

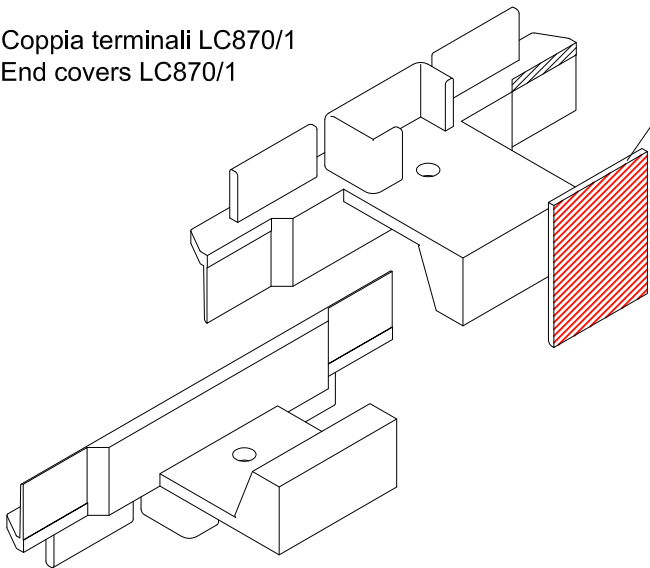
uniform

Scala 1:1

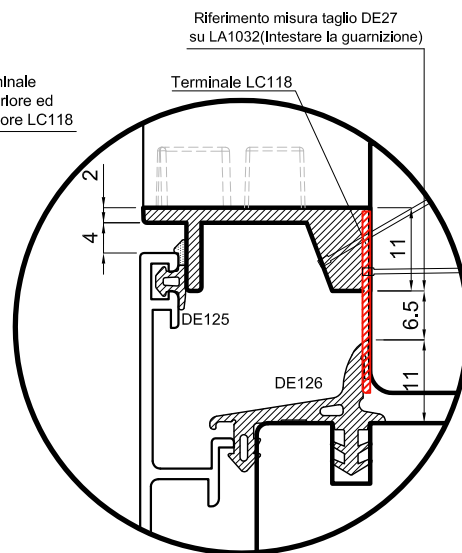
- ① Sezione orizzontale chiusura centrale con profilo LA870
- ⓓ Horizontalschnitt Stulpprofil LA870
- ⓔ Sección horizontal del cierre central con perfil LA870
- ⓕ Coupe horizontal battement central avec profil LA870
- Ⓢ Horizontal section of the middle clamp with profile LA870



Coppia terminali LC870/1
End covers LC870/1



Terminale superiore ed inferiore LC118

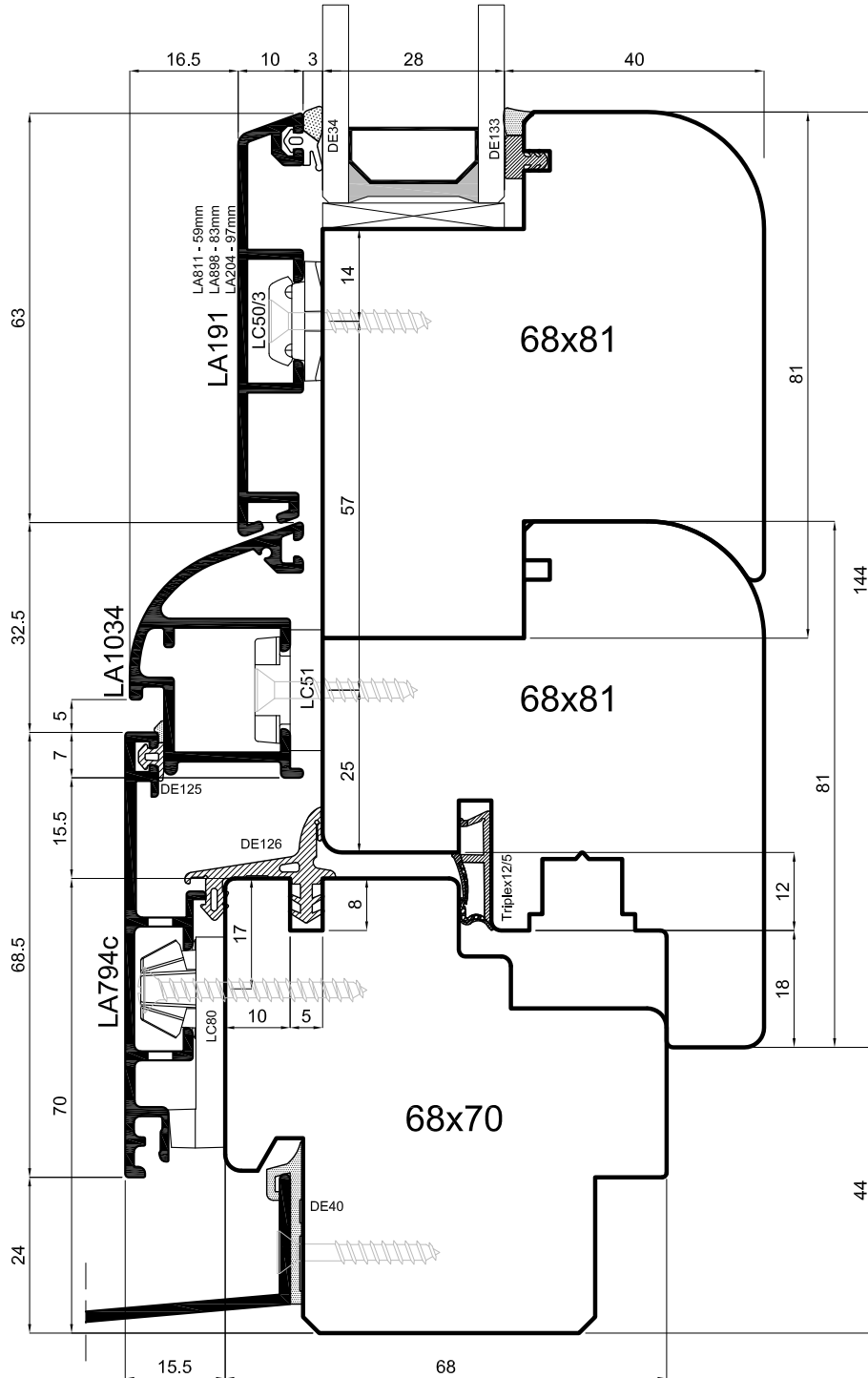
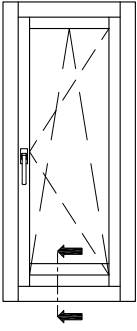


Bold-Line

uniform

Scala 1:1

- ① Sezione orizzontale chiusura centrale con profilo LA1032
- ⓓ Horizontalschnitt Stulpprofil LA1032
- ⓔ Sección horizontal del cierre central con perfil LA1032
- ⓕ Coupe horizontal battement central avec profil LA1032
- Ⓢ Horizontal section of the middle clamp with profile LA1032

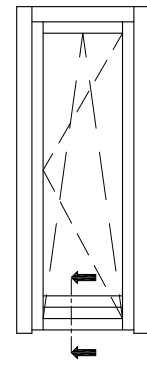


Bold-Line

uniform

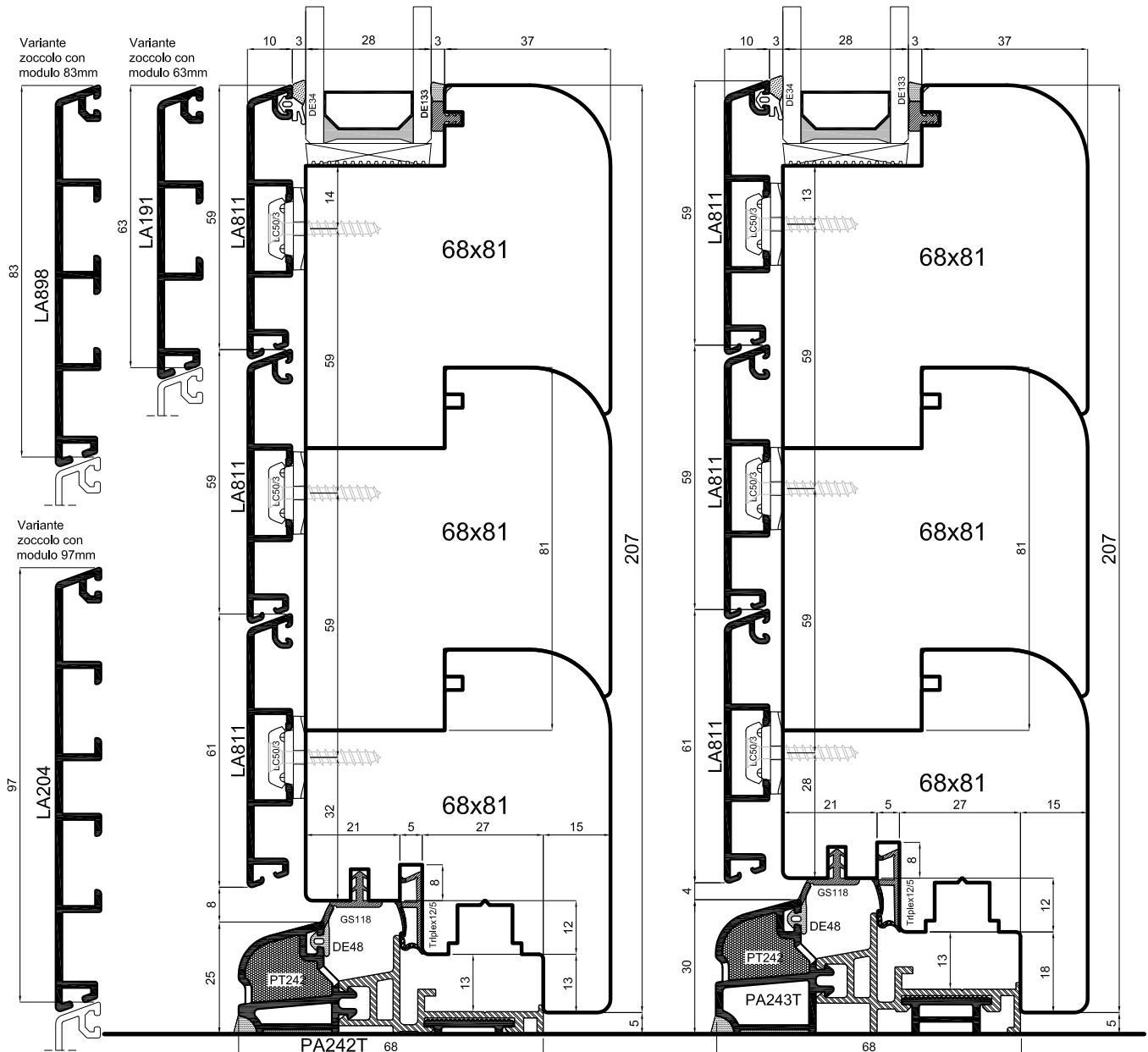
Scala 0.9:1

- ① Sezione verticale traverso inferiore portafinestra
- Ⓓ Vertikalschnitt Balkontür quer unten
- Ⓔ Sección vertical travesano inferior puertaventana
- Ⓕ Section verticale traverse inférieure porte-fenêtre
- Ⓖ Vertical section of the window's lower ledger for door-height window



Soglia H 25mm

Soglia H 30mm

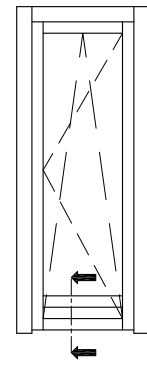


Drop-Line

uniform

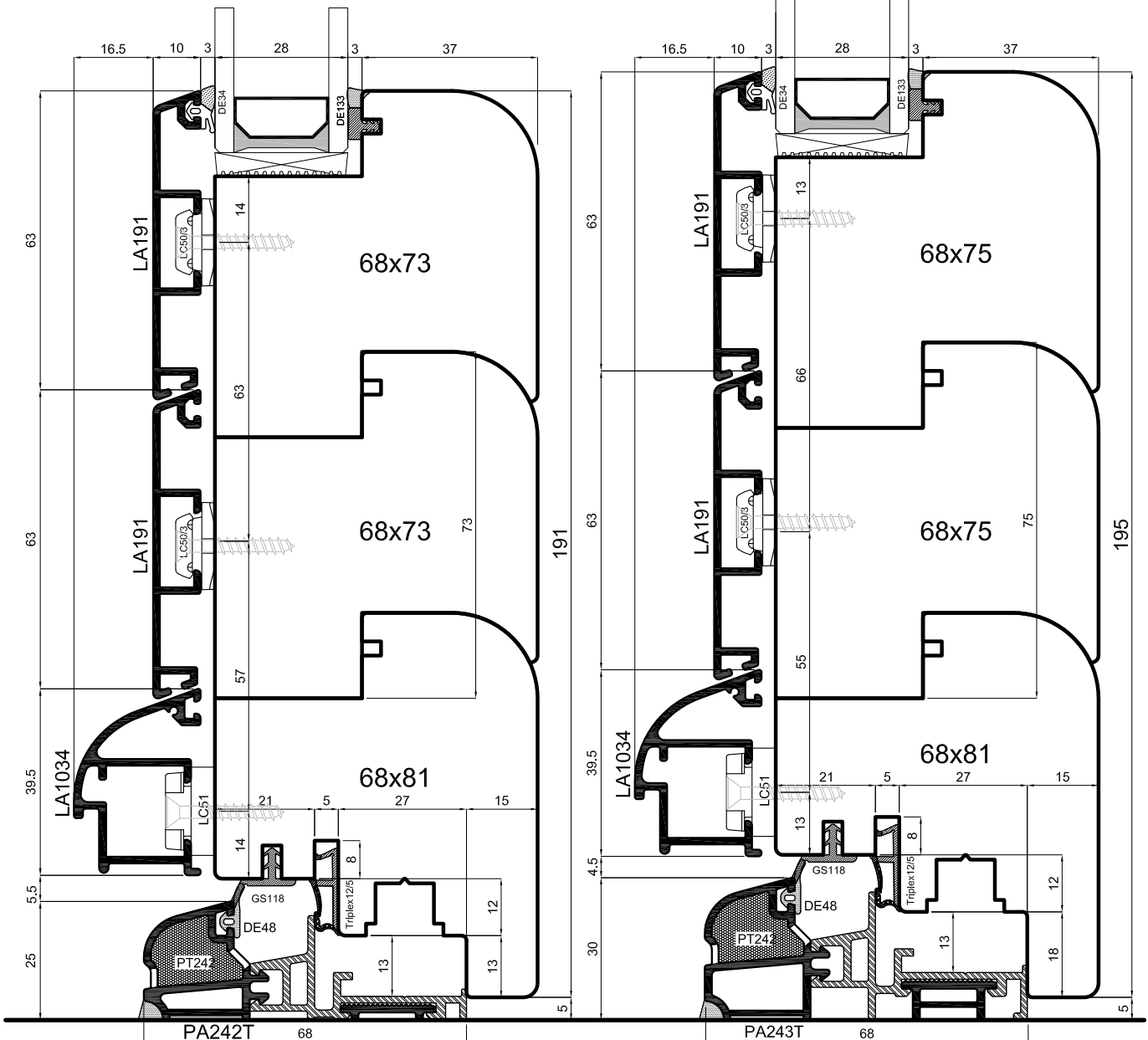
Scala 0.7:1

- ① Sezione verticale traverso inferiore portabalcone con profilo PA242T-PA243T
- ② Vertikalschnitt Balkontür quer unten mit Profil PA242T-PA243T
- ③ Sección vertical travesaño inferior puertaventana con perfil PA242T-PA243T
- ④ Section verticale traverse inférieure porte-balcon avec profil PA242T-PA243T
- ⑤ Vertical section of the balcony door's lower ledger with profile PA242T-PA243T



Soglia H 25mm

Soglia H 30mm



Bold-Line

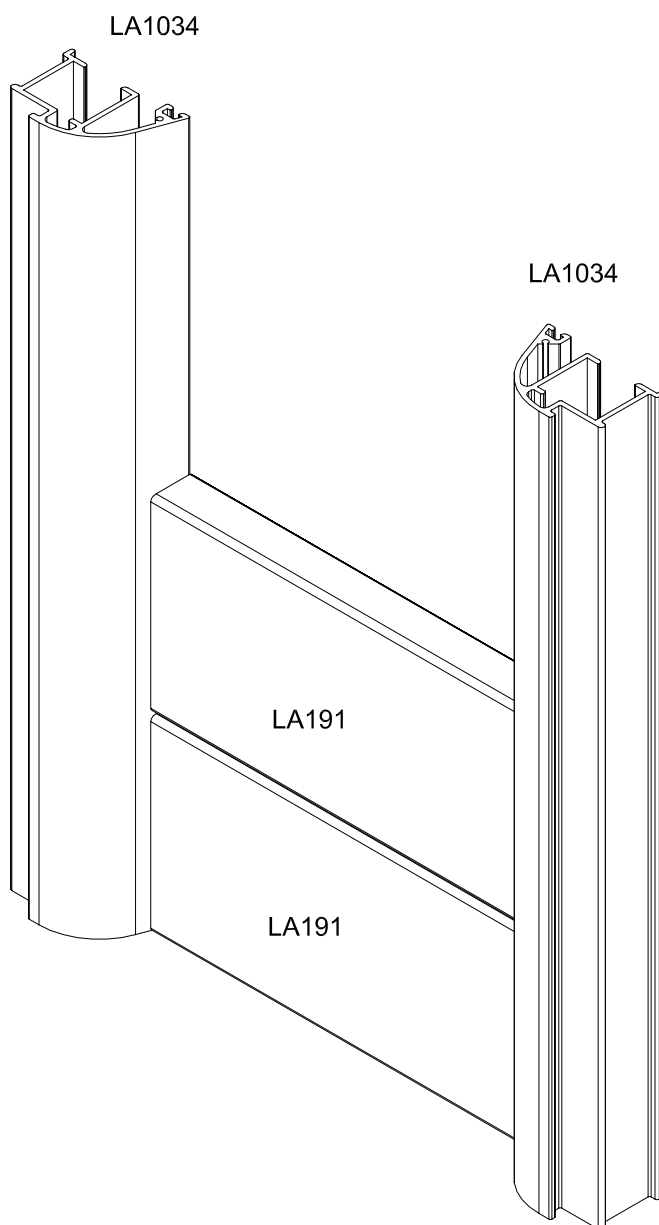
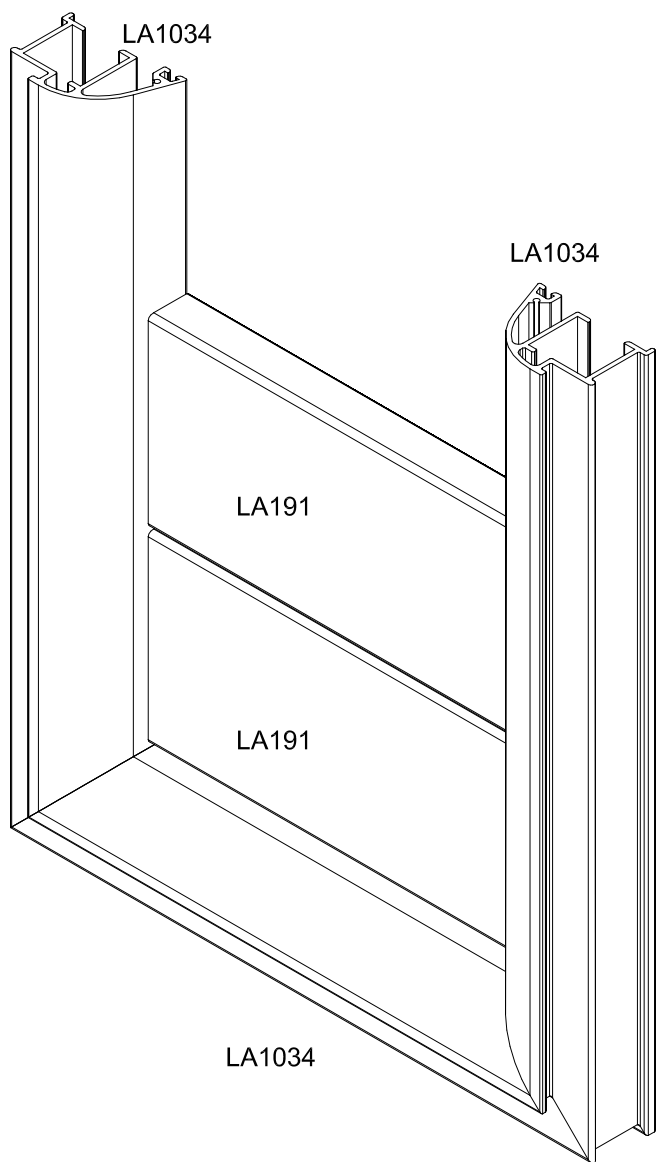
uniform

Scala -

- ① Sezione verticale traverso inferiore portabalcone con profilo PA242T-PA243T
- ② Vertikalschnitt Balkontür quer unten mit Profil PA242T-PA243T
- ③ Sección vertical travesaño inferior puertaventana con perfil PA242T-PA243T
- ④ Section verticale traverse inférieure porte-balcon avec profil PA242T-PA243T
- ⑤ Vertical section of the balcony door's lower ledger with profile PA242T-PA243T

Soluzione con profilo anta su 4 lati

Soluzione con profilo anta su 3 lati

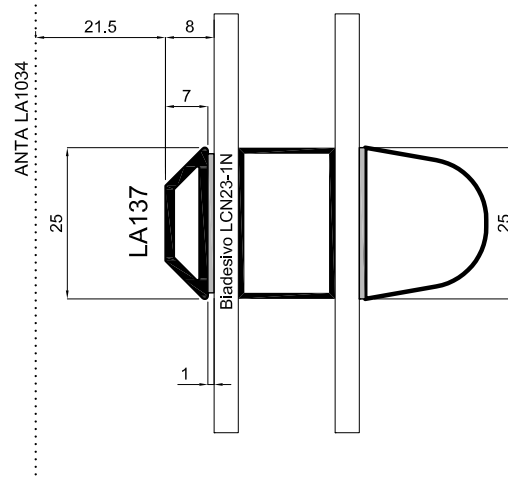
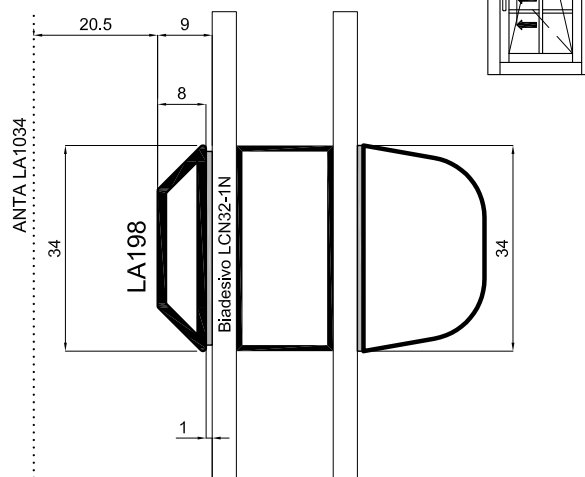
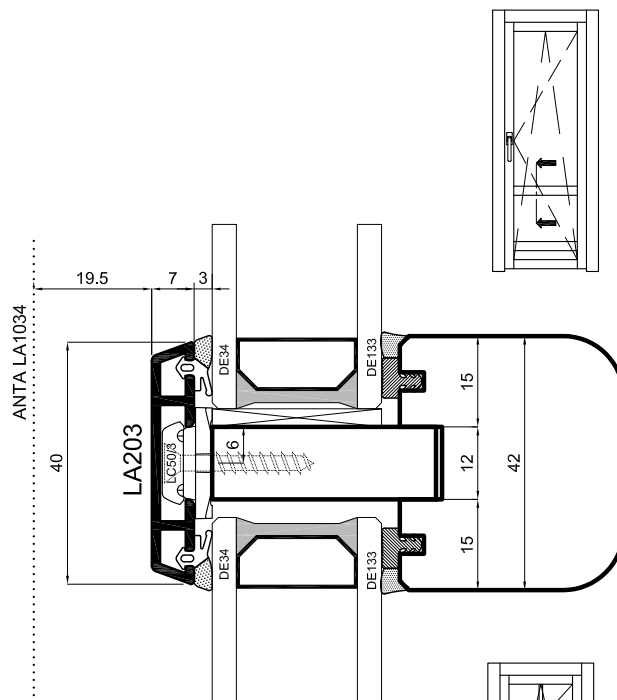
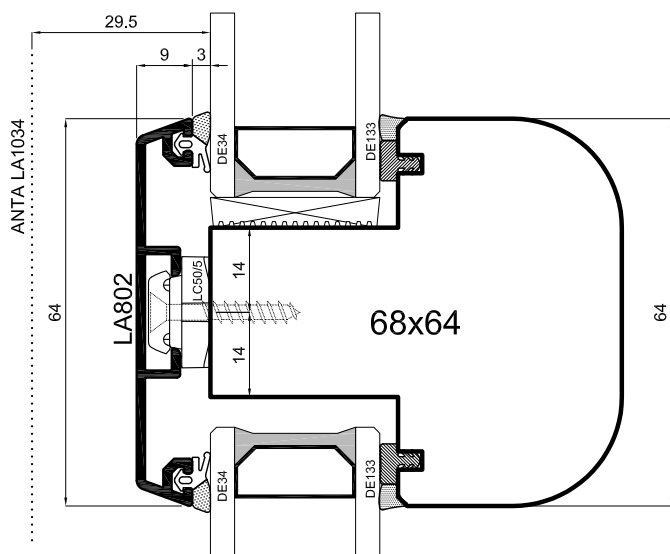
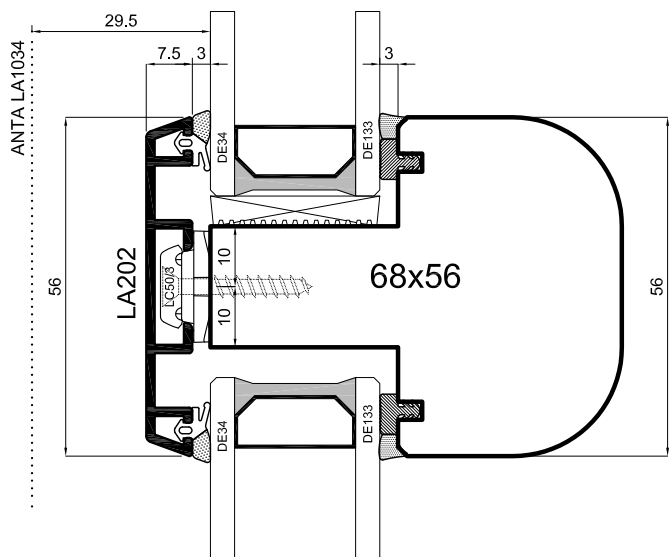
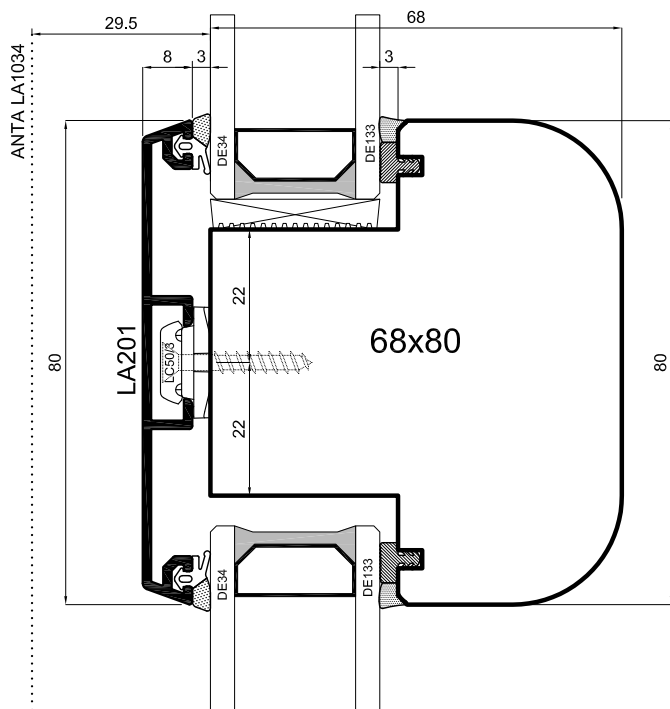


Bold-Line

uniform 

Scala -

- ① Sezione trasverso inferiore portabalcone
- Ⓓ Schnitt Balkontür quer unten
- Ⓔ Sección travesaño inferior puertaventana
- Ⓕ Section traverse inférieure porte-balcon
- Ⓖ Section of the balcony door's lower ledger

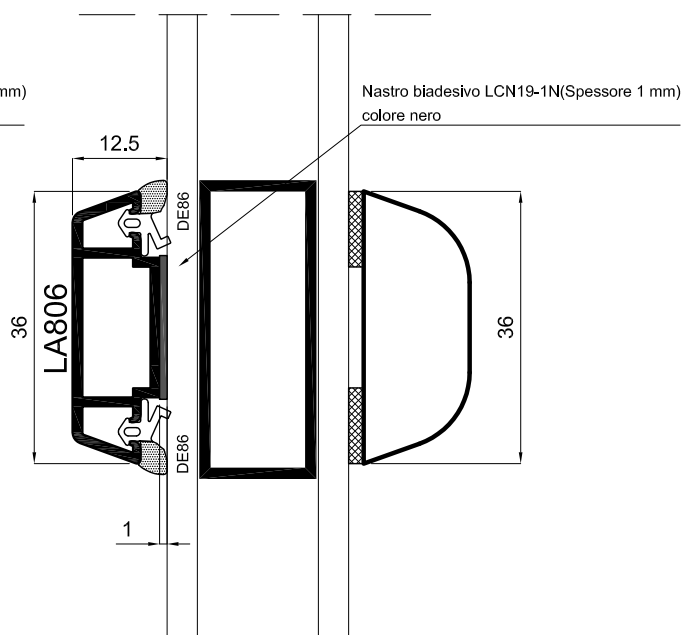
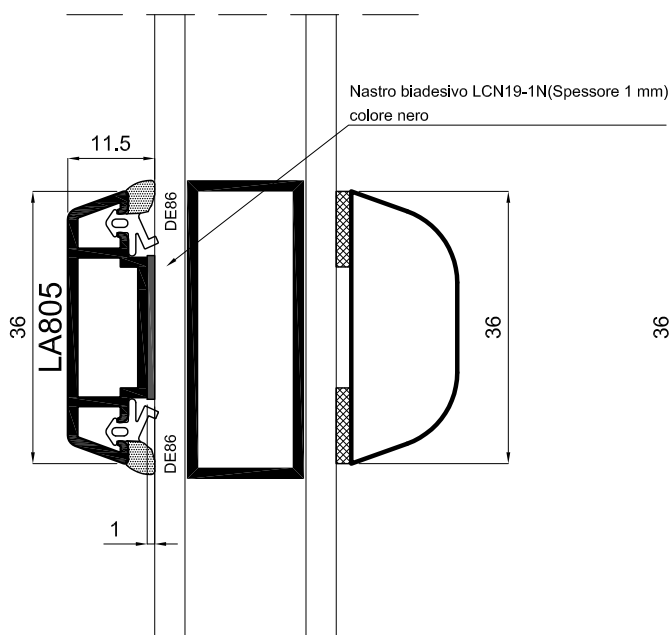
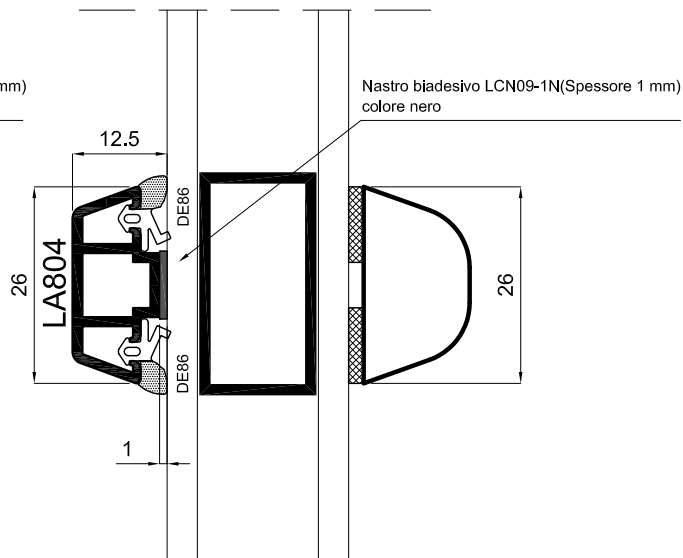
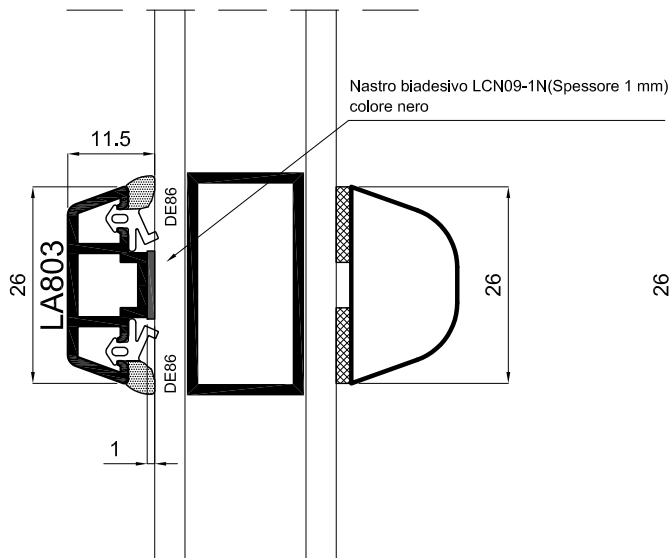


Bold-Line

uniform

Scala 0.8:1

- ① Sezione verticale traversi intermedi anta
- ⓓ Vertikalschnitt Sprossen im Flügel
- ⓔ Sección vertical travesaños intermedios de la hoja
- ⓕ Coupe verticale traverses intermédiaires vantail
- Ⓤ Vertical section of the sash intermediate rails



Istruzioni per l'incollaggio degli sprossen al vetro:

- Pulire la superficie del vetro con solvente alcolico;
- Pulire la superficie del profilo in alluminio in cui andrà in appoggio il nastro con soluzione LCPRIMER86;
- Fare aderire il nastro al profilo in alluminio e successivamente al vetro, esercitando più possibile una pressione uniforme.

NOTA: la temperatura ideale per l'applicazione del nastro biadesivo è da 20 a 38° C. L'applicazione al di sotto dei 10° C è sconsigliata poichè l'adesivo risulta troppo rigido per aderire in modo appropriato.

Instructions for glueing the Georgian bars onto the glazing

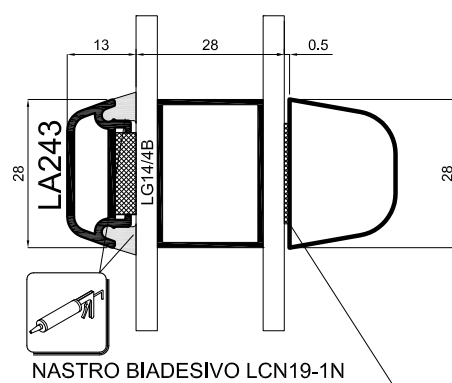
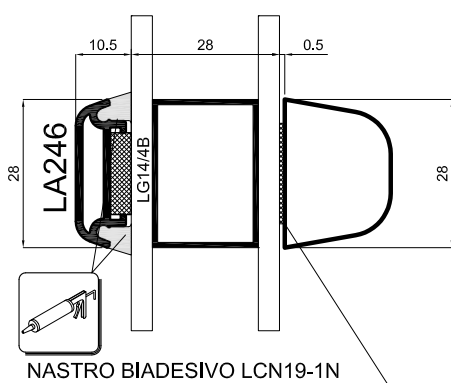
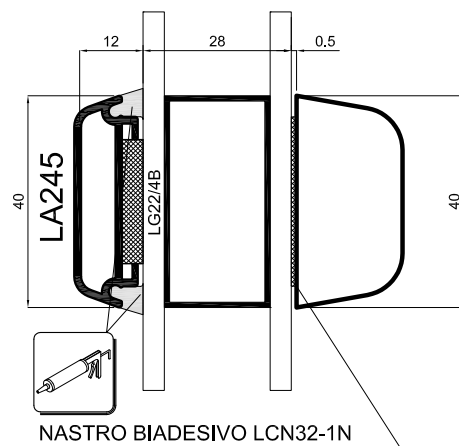
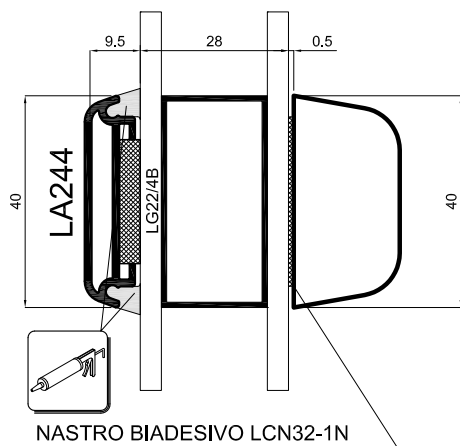
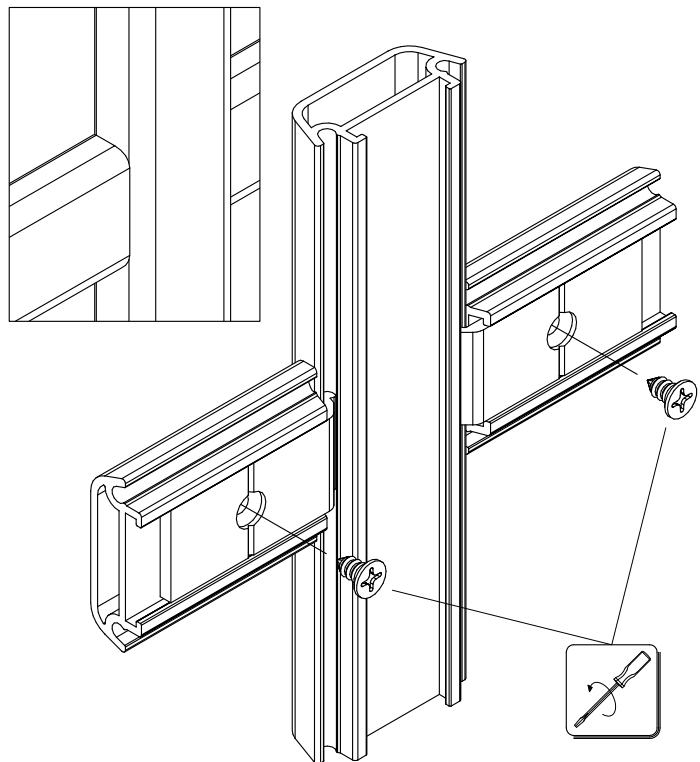
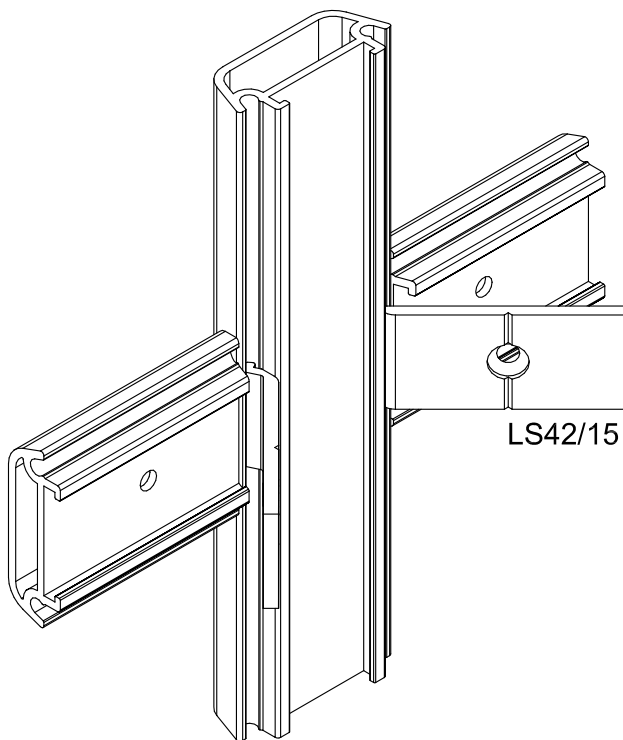
- clean the surface of the glazing with solvent based cleaner*
 - use LCPRIMER86 to clean the surface of the alu profile before applying the double sided adhesive tape*
 - apply the double sided adhesive tape onto the alu profile first, and then press onto the glazing using uniform pressure*
- Please note that: the ideal temperature for applying the double sided adhesive tape is between 20 and 38°C. Application below 10°C is not recommended because the double sided adhesive tape would be too much rigid and would not adhere appropriately.*

Bold-Line

uniform

Scala 1:1

- ① Sezione verticale traversi intermedi anta
- ② Vertikalschnitt Sprossen im Flügel
- ③ Sección vertical travesaños intermedios de la hoja
- ④ Coupe verticale traverses intermédiaires vantail
- ⑤ Vertical section of the sash intermediate rails



Istruzioni per l'incollaggio degli sprossen al vetro:

- Pulire la superficie del vetro con solvente alcolico;
- Pulire la superficie del profilo in alluminio in cui andrà in appoggio il nastro con soluzione LCPRIMER86;
- Fare aderire il nastro al profilo in alluminio e successivamente al vetro, esercitando più possibile una pressione uniforme.

NOTA: la temperatura ideale per l'applicazione del nastro biadesivo è da 20 a 38° C. L'applicazione al di sotto dei 10° C è sconsigliata poiché l'adesivo risulta troppo rigido per aderire in modo appropriato.

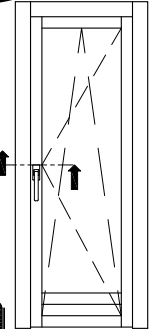
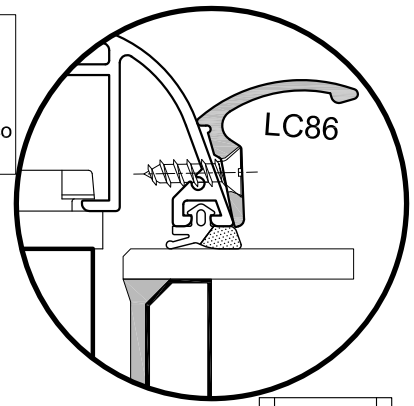
Bold-Line

uniform

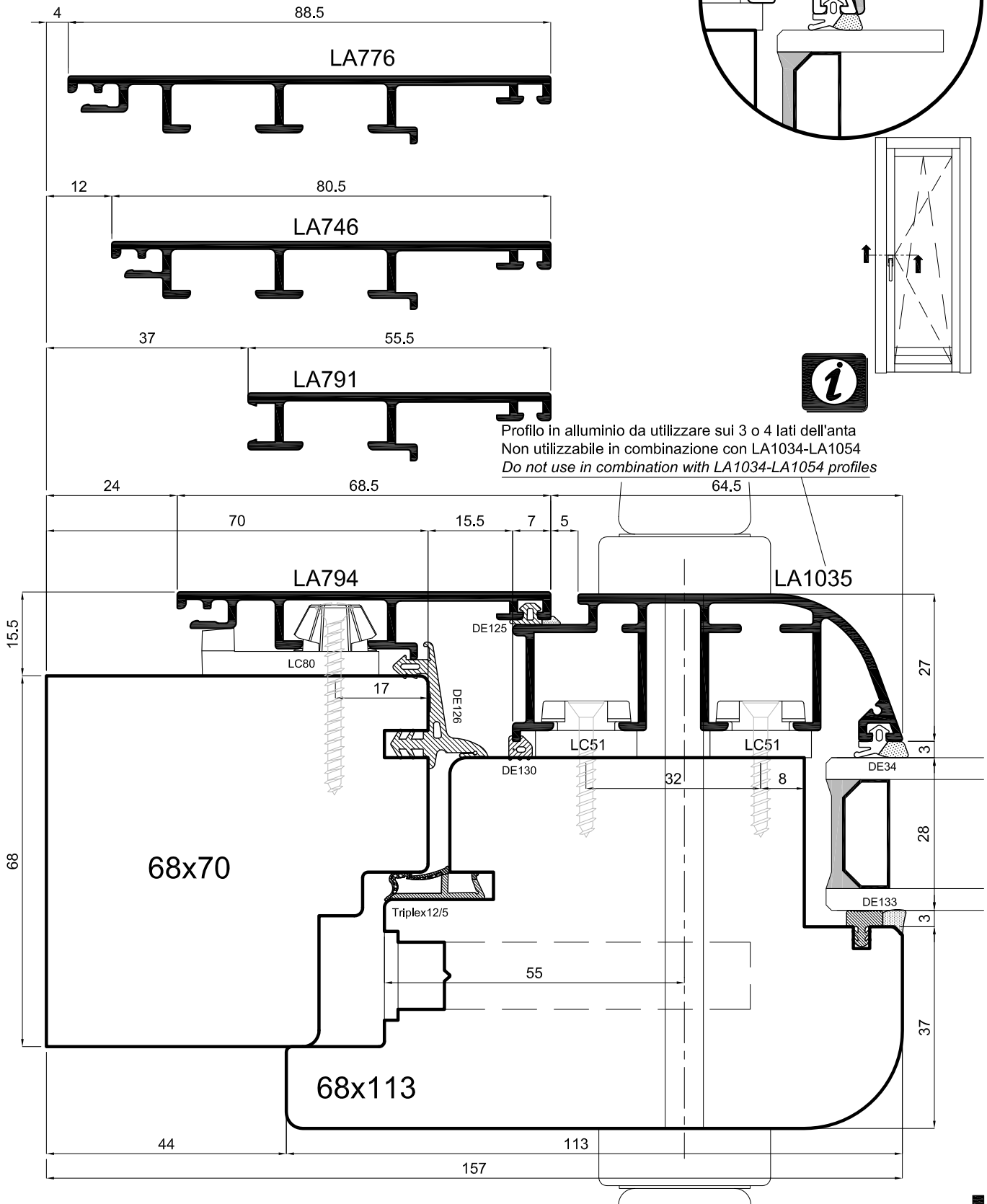
Scala 0.7:1

- ① Assemblaggio a croce traversi anta
- ② Kreuzverbindung der Sprossen im Flügel
- ③ Enasamblaje cruzado travesaños de la hoja
- ④ Système d'assemblage pour croisillon
- ⑤ Cross-Assembling of the sash intermediate rails

Maniglia fissa esterna LC86 a richiesta.
 Finiture disponibili:
 Bronzo chiaro(B15K), Testa di Moro(E28K), Argento(A1K), Bianco 9016



Profilo in alluminio da utilizzare sui 3 o 4 lati dell'anta
 Non utilizzabile in combinazione con LA1034-LA1054
 Do not use in combination with LA1034-LA1054 profiles

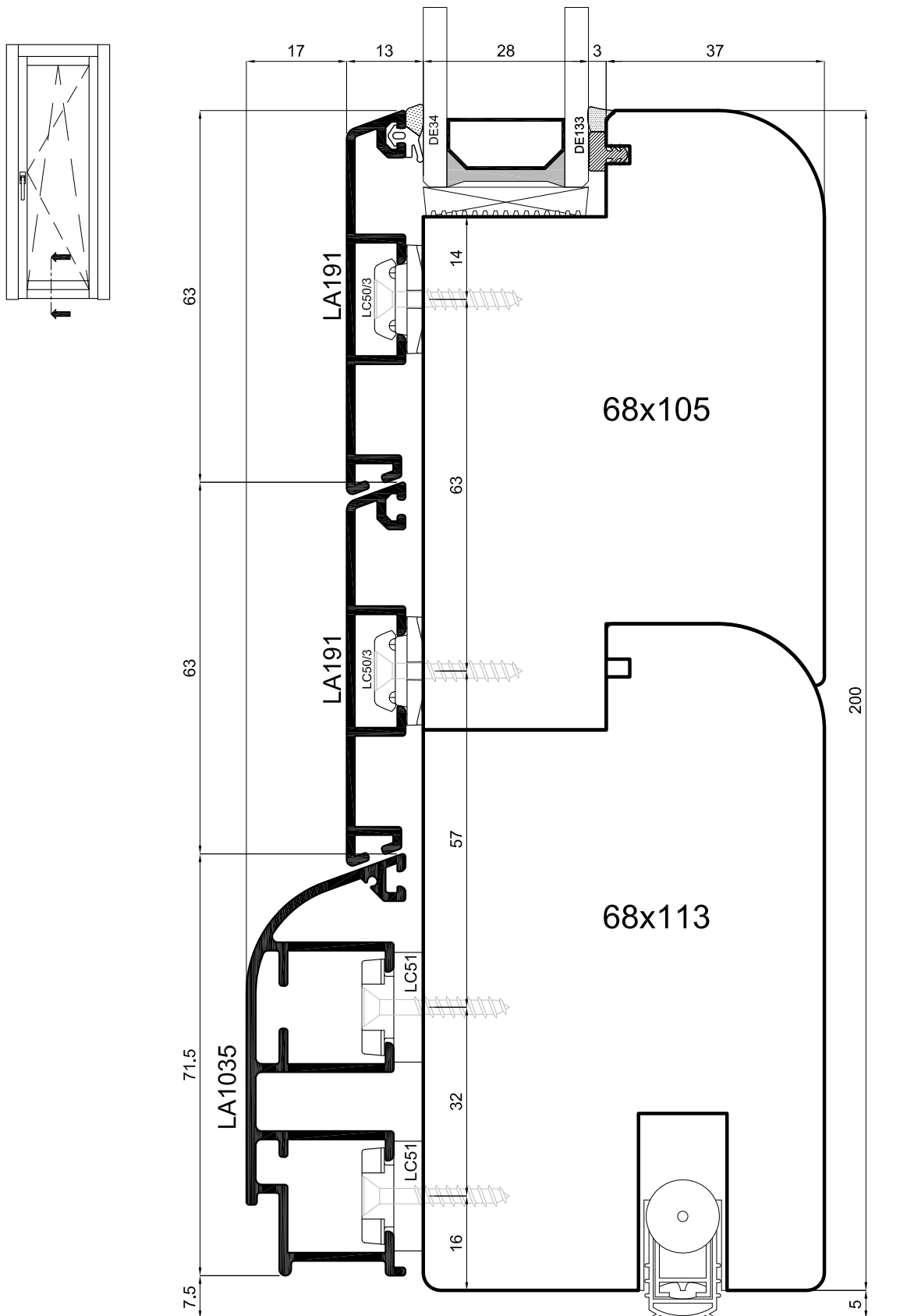


Bold-Line

uniform

Scala 1:1

- ① Sezione orizzontale montante laterale portabalcone con maniglia passante
- ② Horizontalschnitt seitlich für von aussen sperrbare Balkonttür mit Schloss
- ③ Sección horizontal de montante lateral de puerta ventana con manija pasante
- ④ Coupe horizontal montants latéraux porte-balcon avec poignée à l'extérieur
- ⑤ Horizontal section of the lateral jambs of balcony door with passing-by handle



AVVERTENZE: Soluzione rappresentativa e non conforme per la normale permeabilità all'aria, acqua e vento.

WARNINGS: Solution not conforming to the normal air, water and wind permeability.

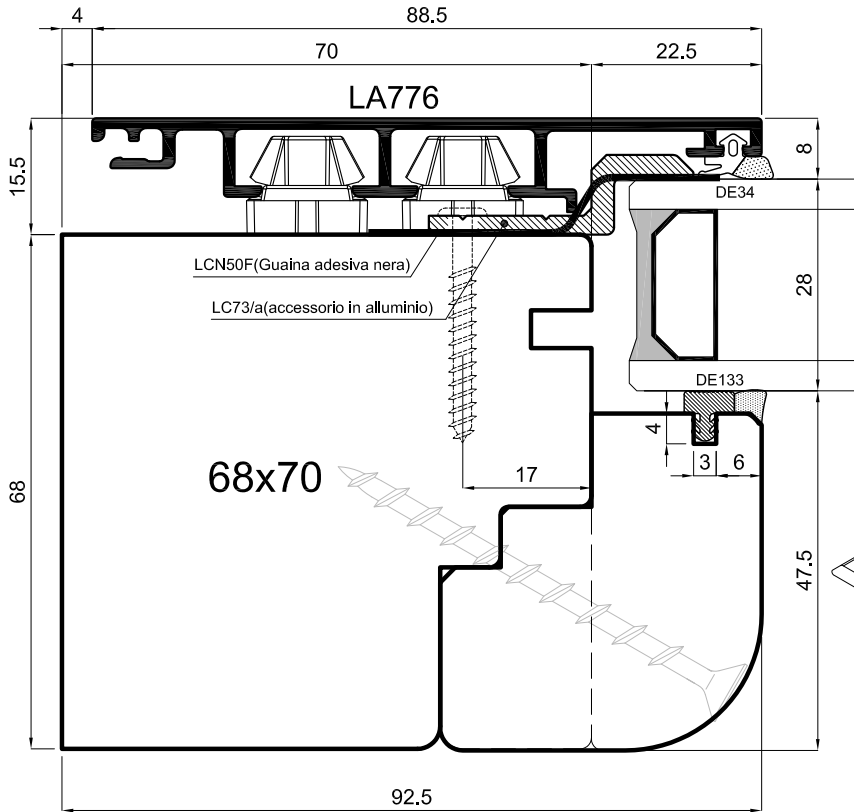
Bold-Line

uniform

Scala 1:1

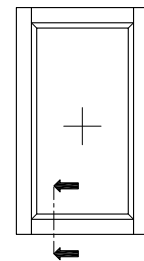
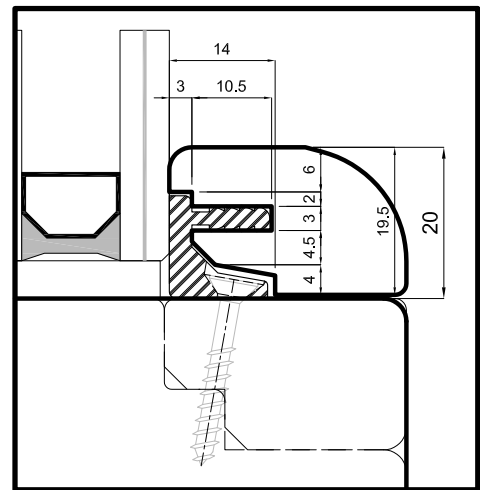
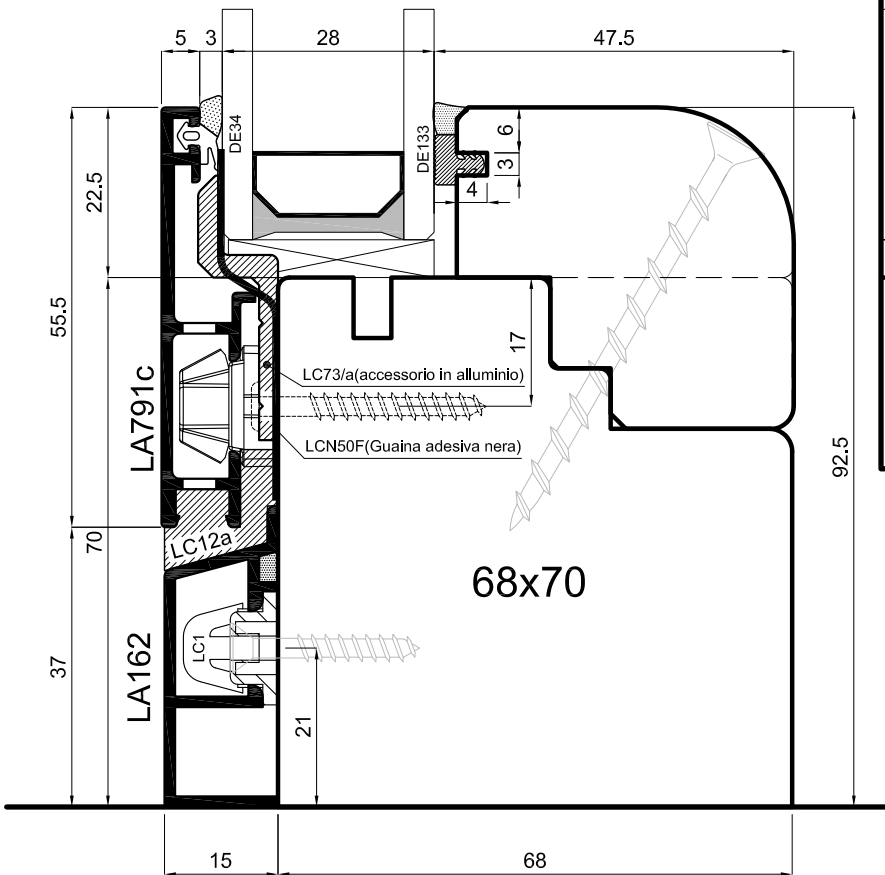
- ① Sezione verticale traverso inferiore portabalcone con parafreddo
- ② Vertikalschnitt Balkontür quer unten mit Kälteschutz
- ③ Sección vertical travesaño inferior puertaventana con parafrío
- ④ Section verticale traverse inférieure porte-balcon avec clonette
- ⑤ Vertical section of the balcony door's lower ledger with cold-defender

Soluzione per il montaggio del vetro in officina



Accessorio LC73/A: utilizzare 3 pz/mt
3 pieces every meter

Variante con clip fermavetro



Bold-Line

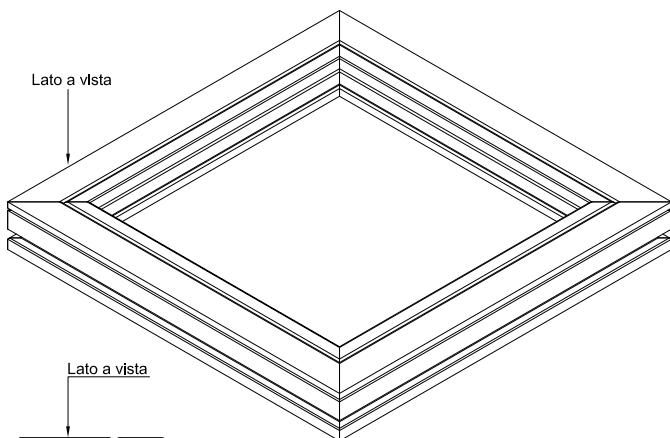
uniform

Scala 1:1

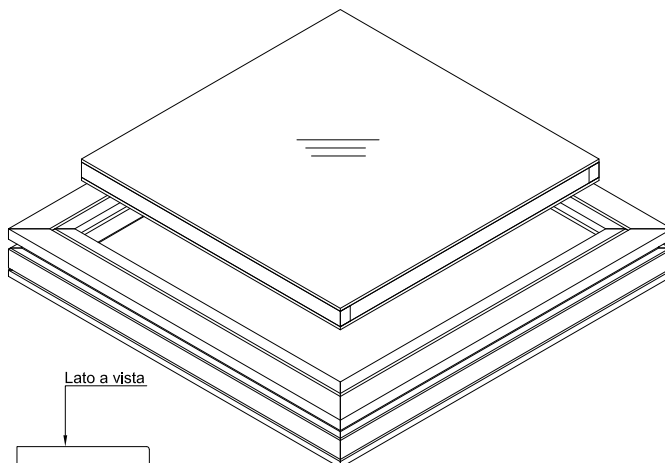
- ① Sezione verticale finestra con vetro fisso
- ⓓ Vertikalschnitt Fenster mit Fixverglasung
- ⓔ Sección vertical ventana con cristal fijo
- ⓕ Coupe verticale fenêtre avec vitre fixe
- Ⓤ Vertical section of the window's lower ledger with fixed glass

Istruzioni per il montaggio del vetro in officina

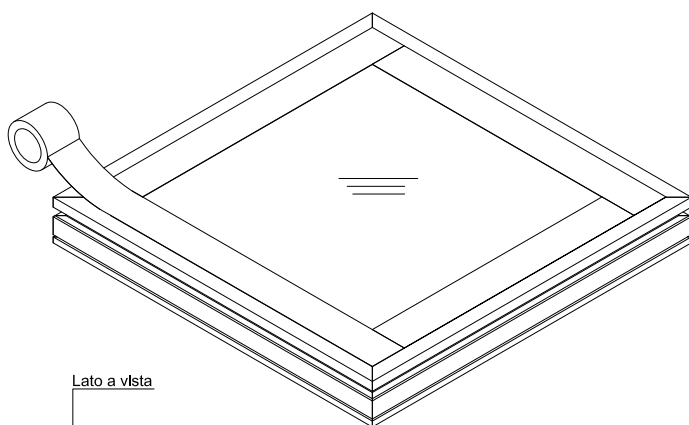
1) Montaggio del fermavetro in legno sul fisso



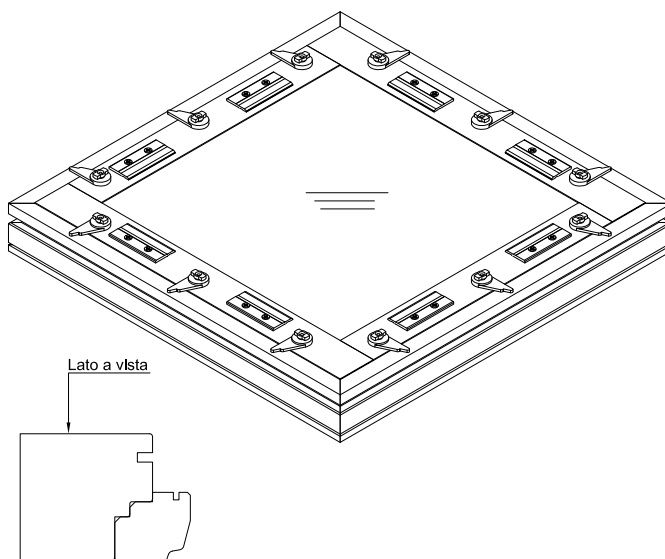
2) Ribaltare il telaio
Montaggio del vetro



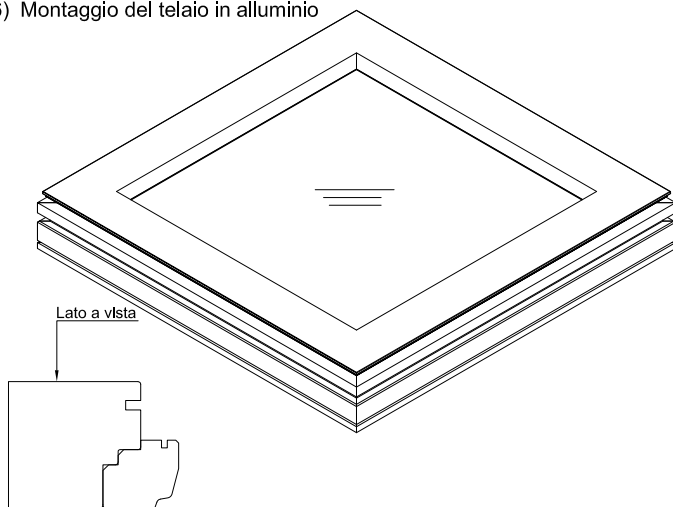
4) Montaggio del nastro adesivo LCN50F sul perimetro del telaio



5) Montaggio delle clips (passo 200mm) e dei fermi di sicurezza LC73/A (3 Pz./mt)



6) Montaggio del telaio in alluminio



Instructions for proper factory-glazing:

- 1) apply the glassbead profile on the frame of the fixed light
- 2) overturn the frame and glaze the frame
- 3) apply LCN50F adhesive tape on the whole perimeter of the frame
- 4) screw the clips (200mm distance between one and the other) and screw the LC73/A security blocks as well (3 pcs/mt)
- 5) clip the alu frame

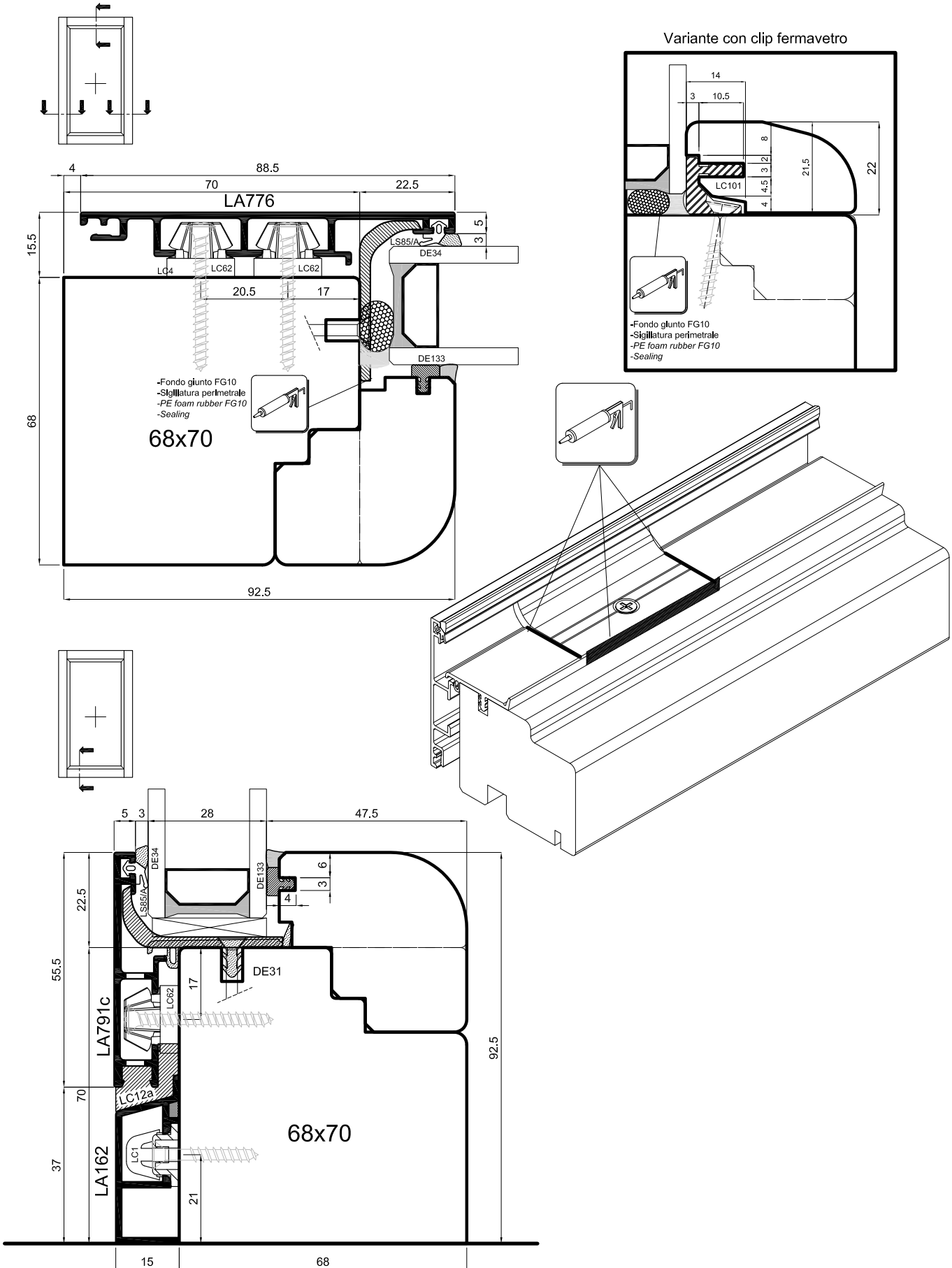
Bold-Line

uniform

Scala -

- ① Istruzioni per il montaggio del vetro in officina
- ② Montageanleitung für verglasung in Werkstatt
- ③ Instrucciones para el montaje del vidrio en el taller
- ④ Instructions pour le montage du vitrage dans l'Atelier
- ⑤ Instructions for assembly the glass in the Workshop

Soluzione per il montaggio del vetro in cantiere



Bold-Line

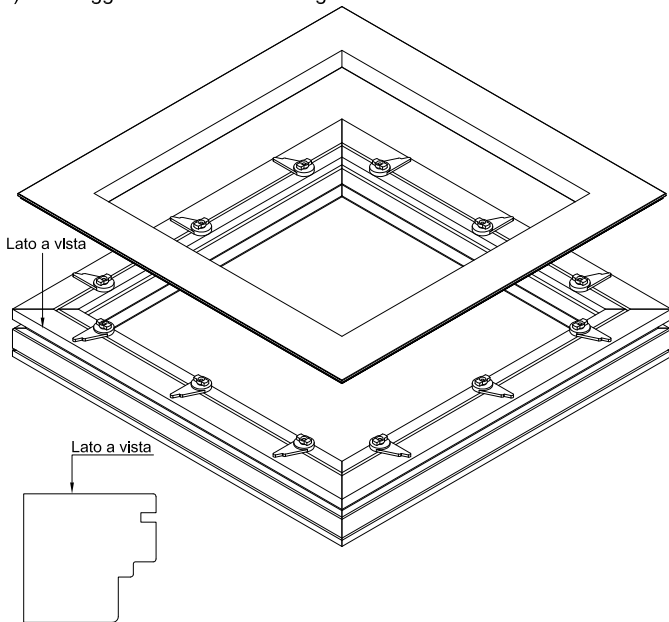
uniform

Scala 0.8:1

- ① Sezione verticale finestra con vetro fisso
- ⓓ Vertikalschnitt Fenster mit Fixverglasung
- ⓔ Sección vertical ventana con cristal fijo
- ⓕ Coupe verticale fenêtre avec vitre fixe
- Ⓥ Vertical section of the window's lower ledger with fixed glass

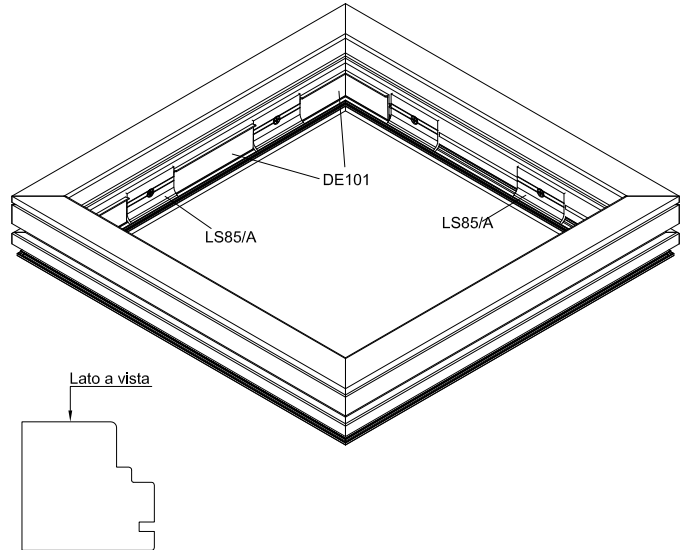
Istruzioni per il montaggio del vetro in cantiere

1) Montaggio del fermavetro in legno sul fisso

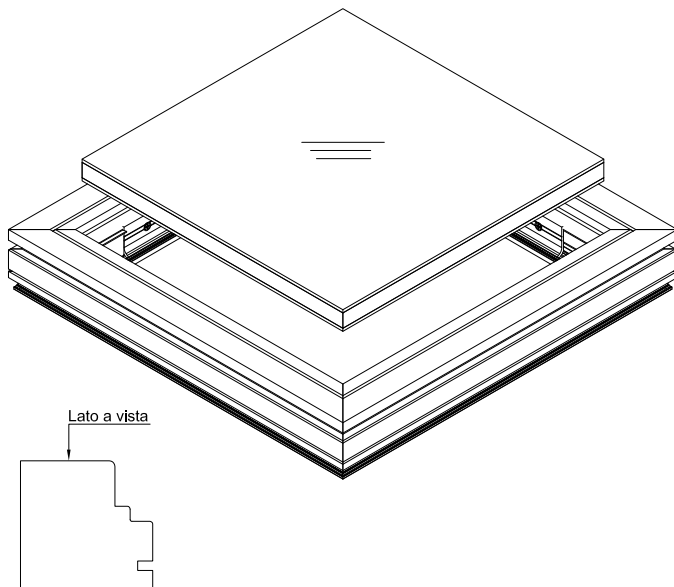


2) Ribaltare il telaio

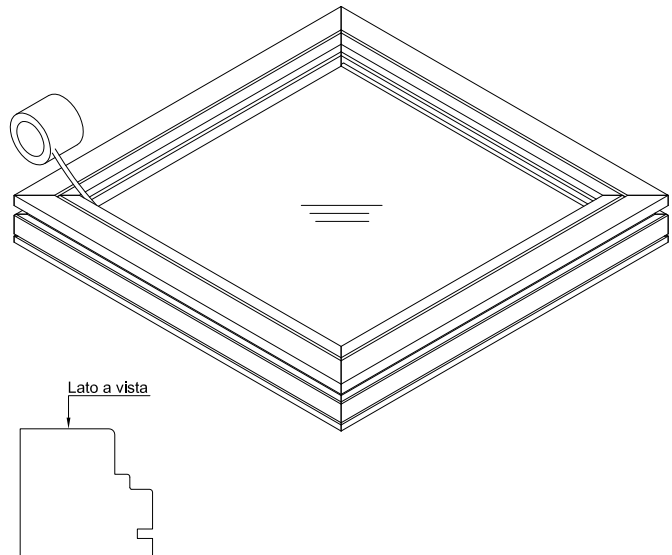
Montaggio degli accessori LS85/A(3 pz./mt) e della guarnizione DE101 sul traverso inferiore e risvoltare 10cm sui 2 montanti



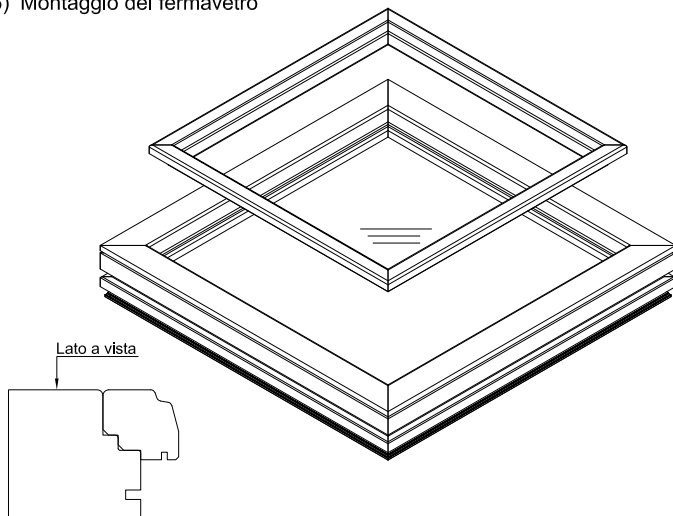
3) Montaggio del vetro e spessoramento



4) Montaggio del fondogiunto FG10 sui 3 lati(non sul traverso inferiore) e sigillatura perimetrale



6) Montaggio del fermavetro



Instructions for glazing at the construction site:

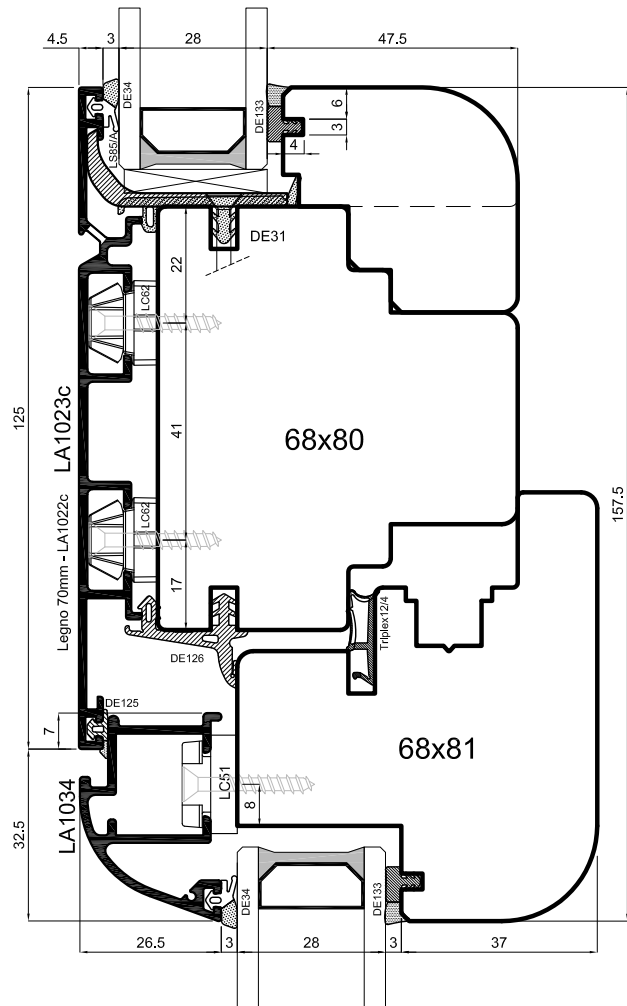
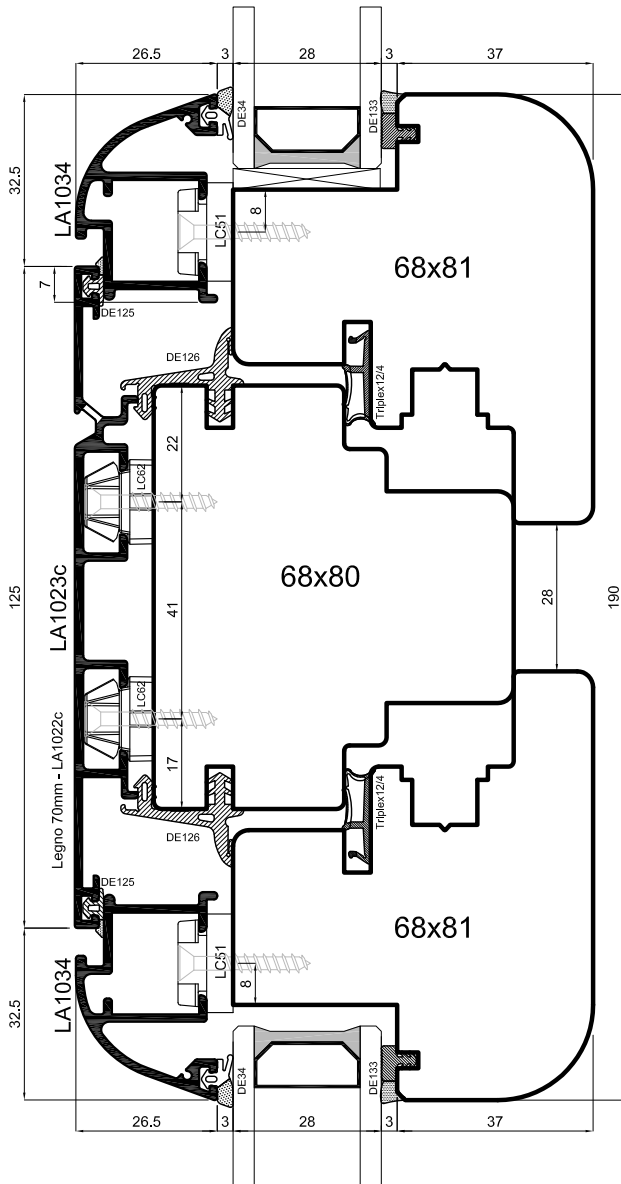
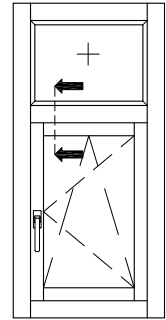
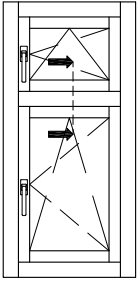
- 1) clip the alu frame at the factory
- 2) overturn the frame
fit the DE31 gasket on the sill and on the lateral sides for 10cm
- 3) glaze the frame using dowels
- 4) fill the gap between glass and wood with FG08 backer rod on the 3 sides (not on the sill) and perform perimeter sealing
- 5) fix the glassbead profile

Bold-Line

uniform

Scala -

- ① Istruzioni per il montaggio del vetro in cantiere
- ② Montageanleitung für verglasung auf baustelle
- ③ Instrucciones para el montaje del vidrio en la obra
- ④ Instructions pour le montage du vitrage en chantier
- ⑤ Instructions for assembly the glass on job site

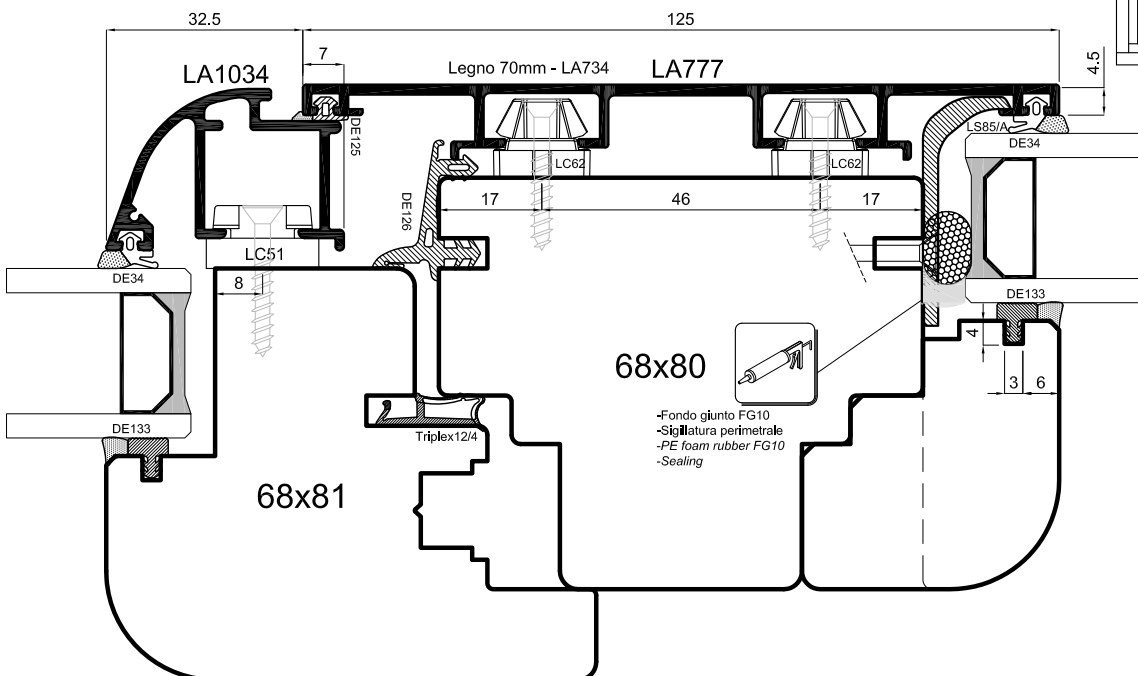
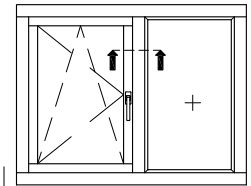
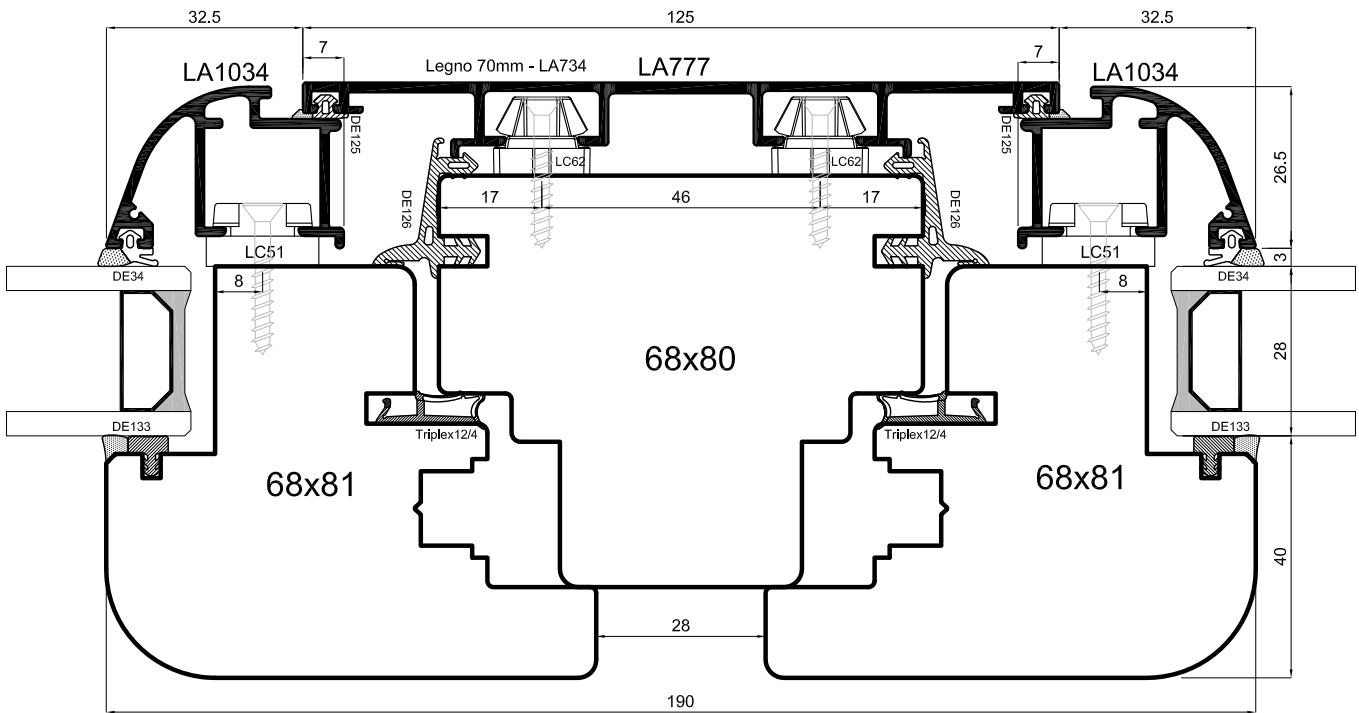
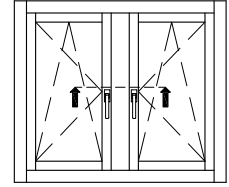


Bold-Line

uniform

Scala 0.7:1

- ① Sezione verticale traversi intermedi telaio
- ⓓ Vertikalschnitt Kämpfer
- ⓔ Sección vertical travesaños intermedios del marco
- ⓕ Coupe verticale des traverses intermédiaires du dormant
- Ⓢ Vertical section of the frame's intermediate transoms

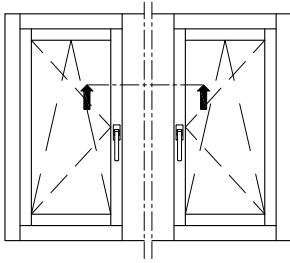


Bold-Line

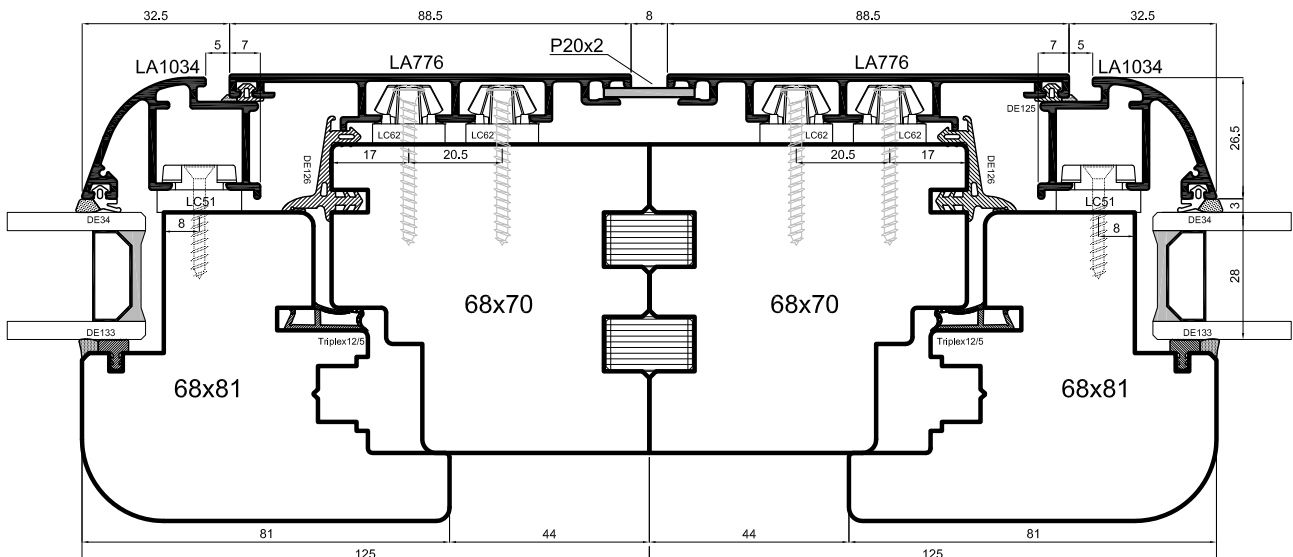
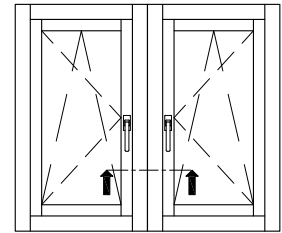
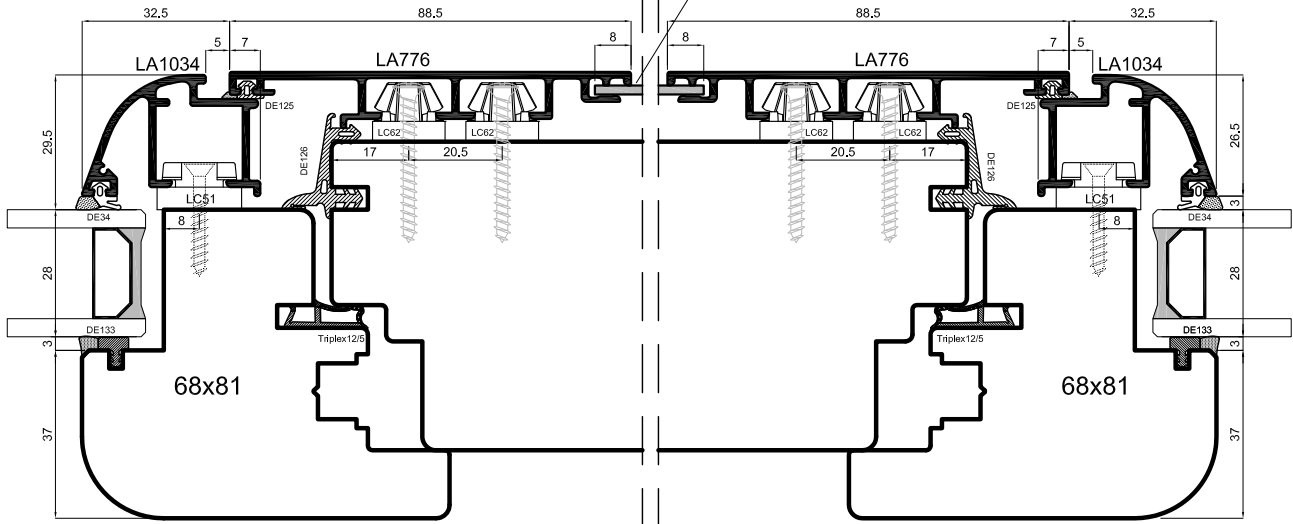
uniform

Scala 0.8:1

- ① Sezione orizzontale montanti intermedi telaio
- ⓓ Horizontalschnitt Setzholz Rahmen
- ⓔ Sección horizontal montantes intermedios del marco
- ⓕ Coupe horizontal montants intermédiaires dormant
- Ⓢ Horizontal section of the frame's mullions



Lamiera in alluminio sp. 1,5-2 mm larghezza variabile
 Alu sheet 1.5-2mm thickness

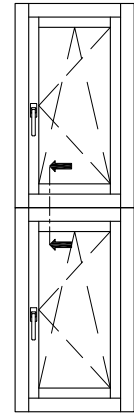
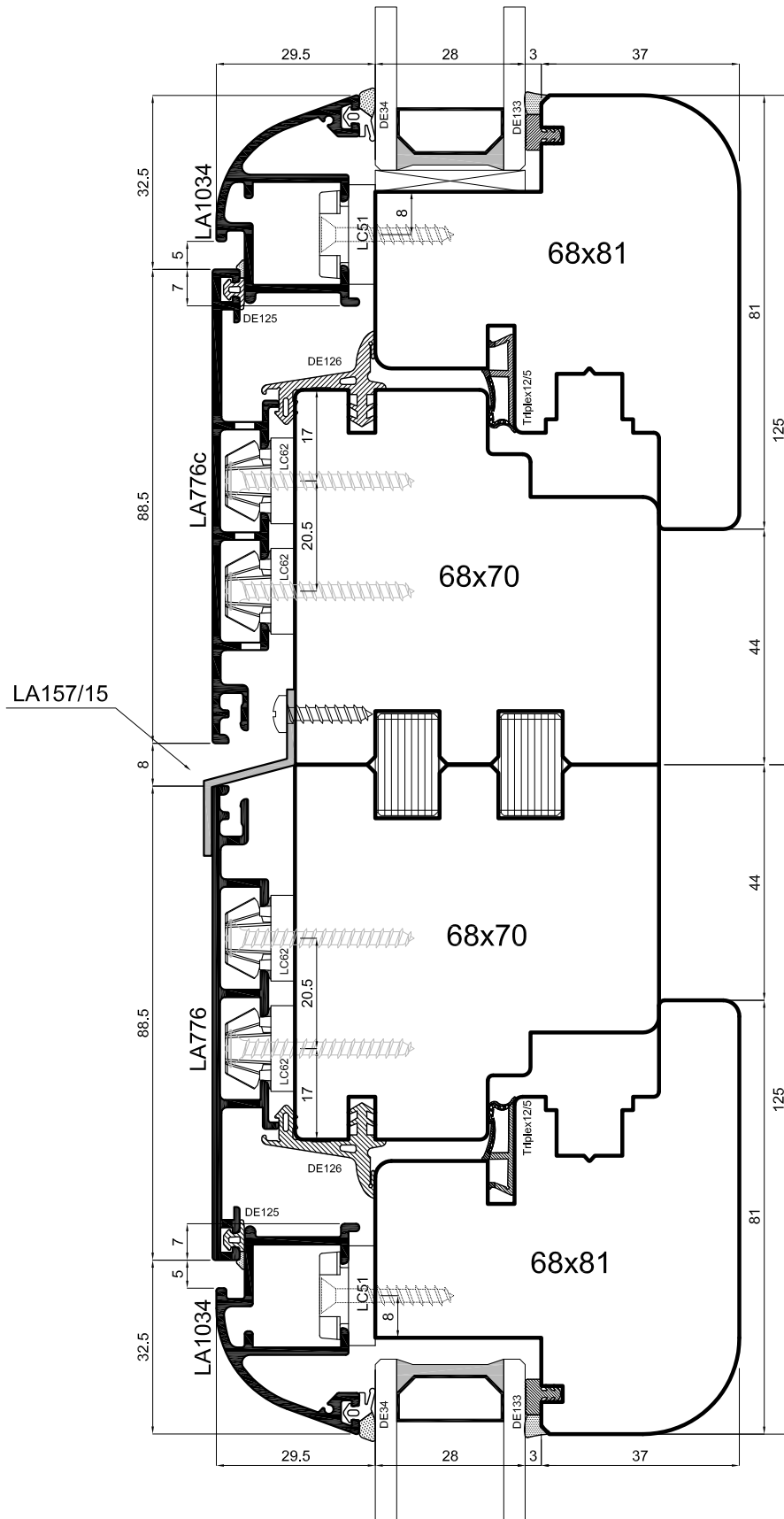


Bold-Line

uniform

Scala 0.6:1

- ① Sezione orizzontale finestre accoppiate
- ⓓ Horizontalschnitt gekoppelte Fenster
- ⓔ Sección horizontal de ventanas acopladas
- ⓕ Coupe horizontal accouplement de dormants
- Ⓢ Horizontal section of the connected windows

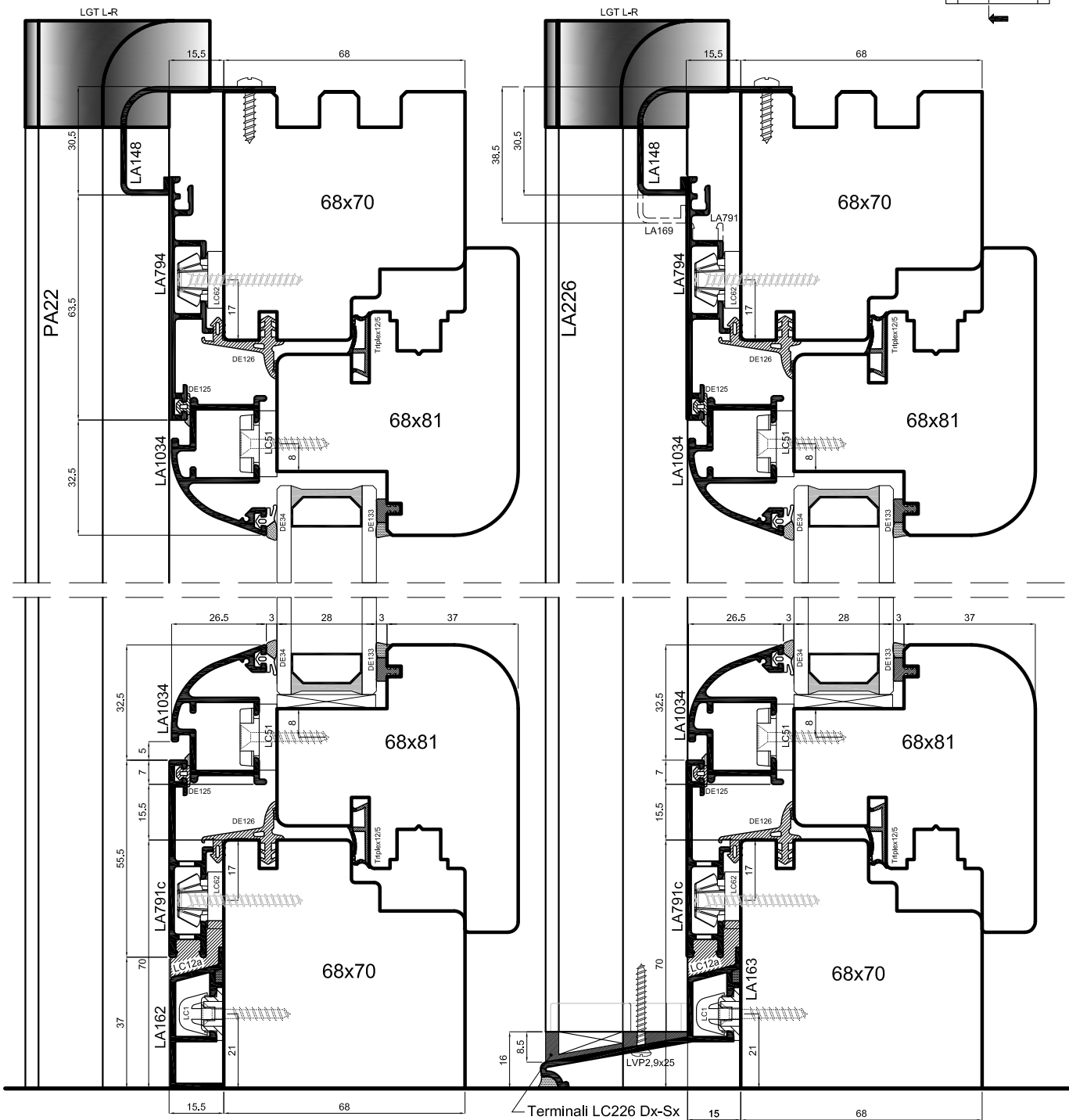
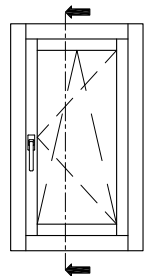


Bold-Line

uniform 

Scala 0.8:1

- ① Sezione verticale finestre accoppiate con telaio larghezza 70 mm.
- ② Vertikalschnitt gekoppelte Fenster mit Rahmenbreite 70mm
- ③ Sección vertical de ventanas acopladas con anchura del marco de madera de 70 mm
- ④ Coupe verticale fenêtres accouplement de dormants largeur 70 mm
- ⑤ Vertical section of the connected windows

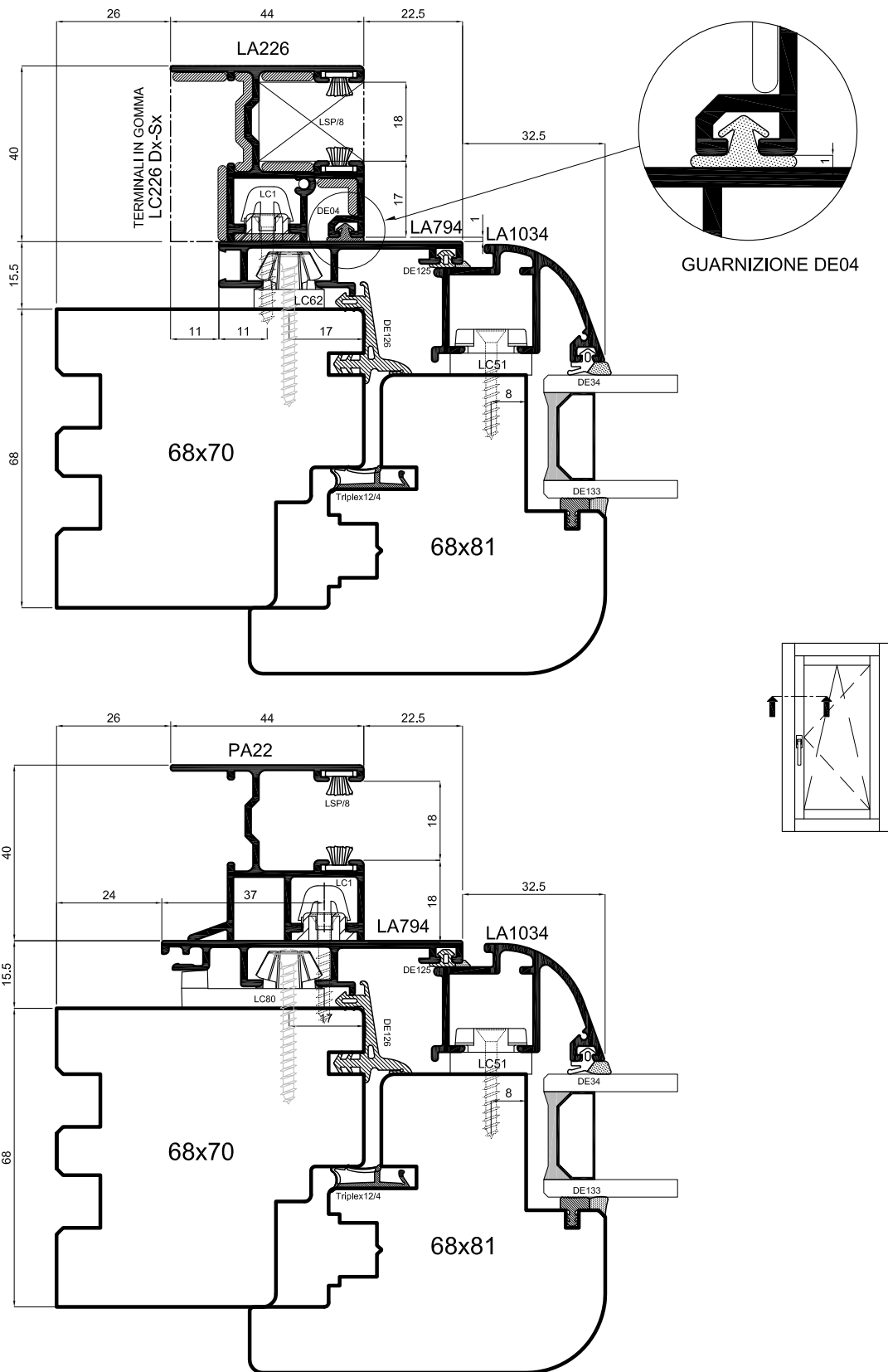


Bold-Line

uniform

Scala 0.6:1

- ① Sezione verticale con guida avvolgibile PA22 e LA226
- ② Vertikalschnitt mit Rolladenführung PA22 und LA226
- ③ Sección vertical con guía de persiana PA22 y LA226
- ④ Coupe verticale avec coulisse volet roulant PA22 et LA226
- ⑤ Vertical section with winding up guide PA22 and LA226

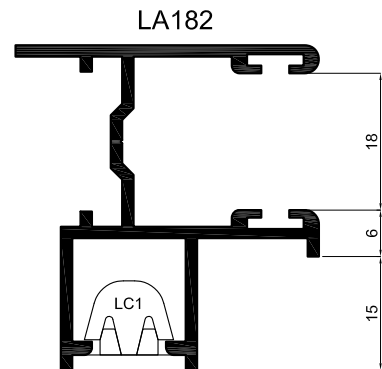
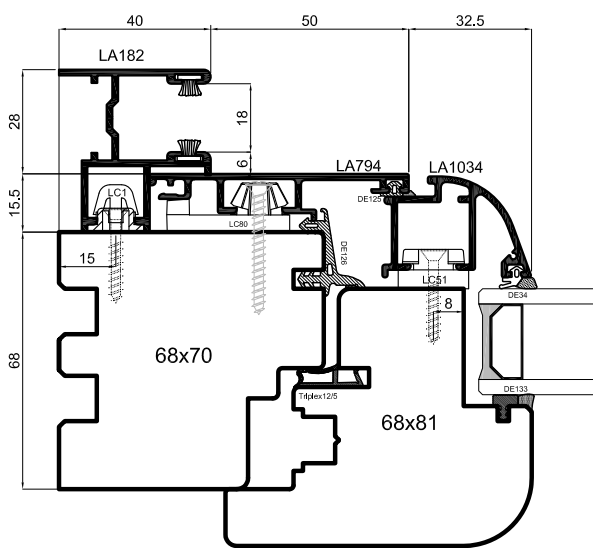
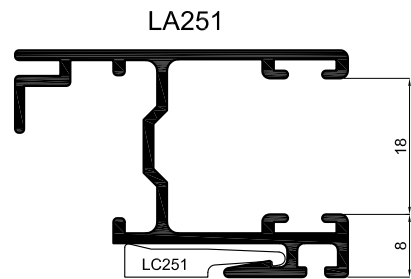
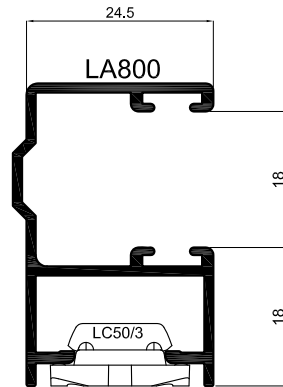
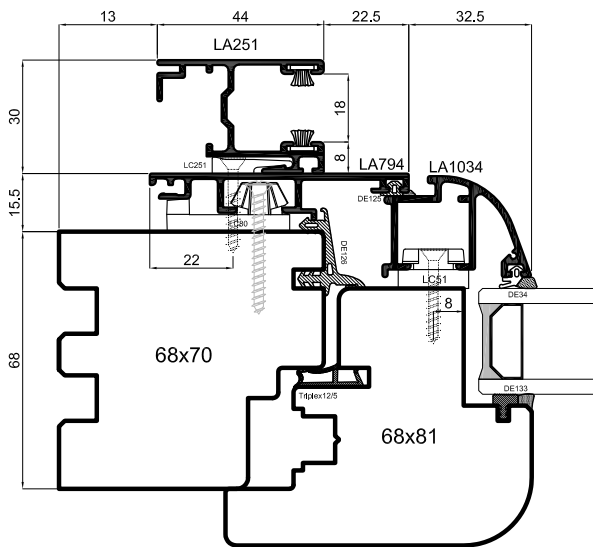
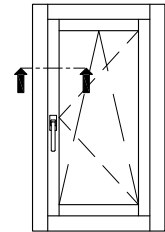
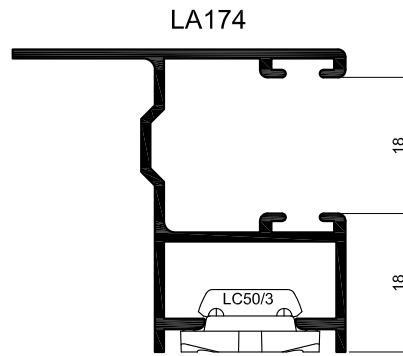
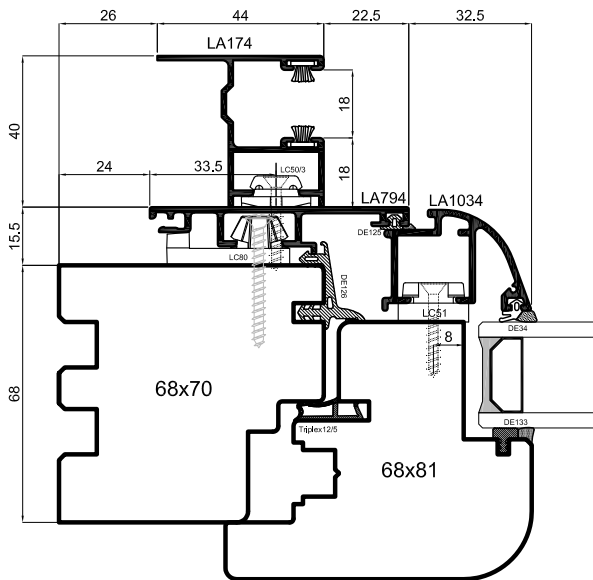


Bold-Line

uniform

Scala 0.7:1

- ① Sezione orizzontale con guida avvolgibile PA22 e LA226
- ② Horizontalschnitt mit Rolladenführung PA22 und LA226
- ③ Sección horizontal con guía de persiana PA22 y LA226
- ④ Coupe horizontal avec coulisse volet roulant PA22 et LA226
- ⑤ Horizontal section with winding up guides PA22 and LA226

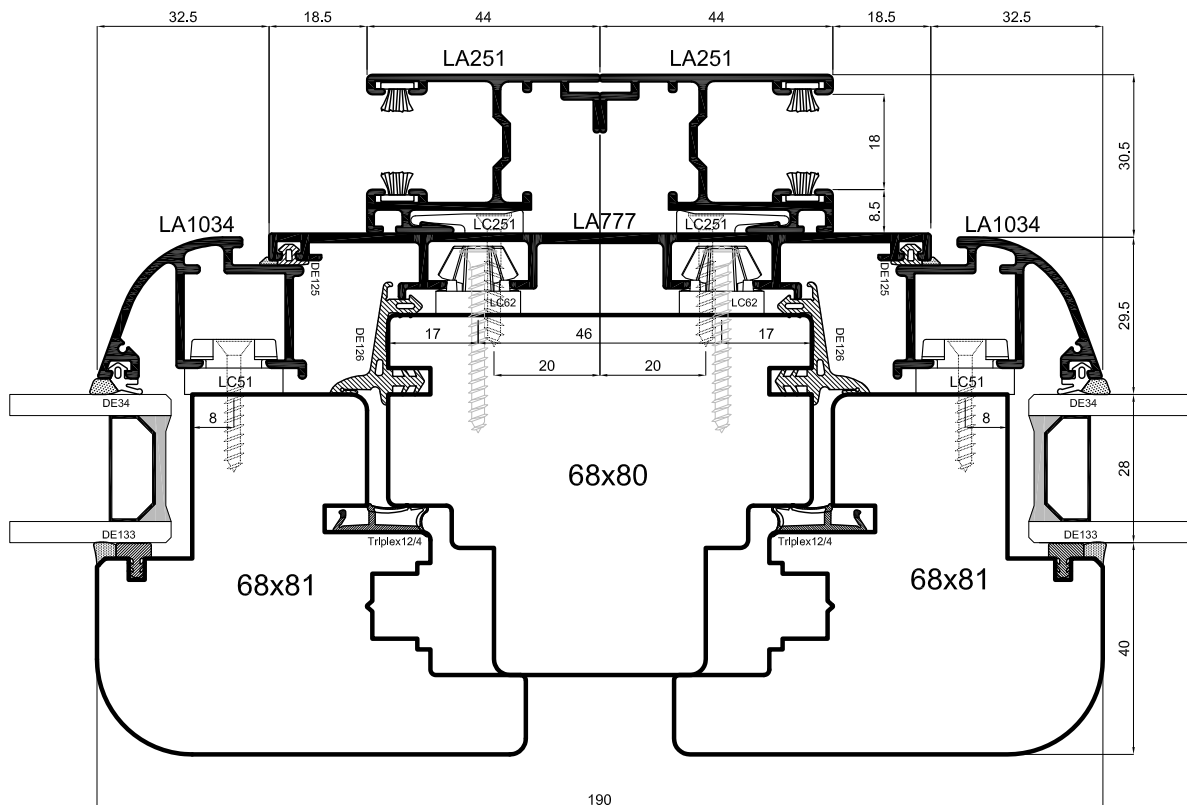
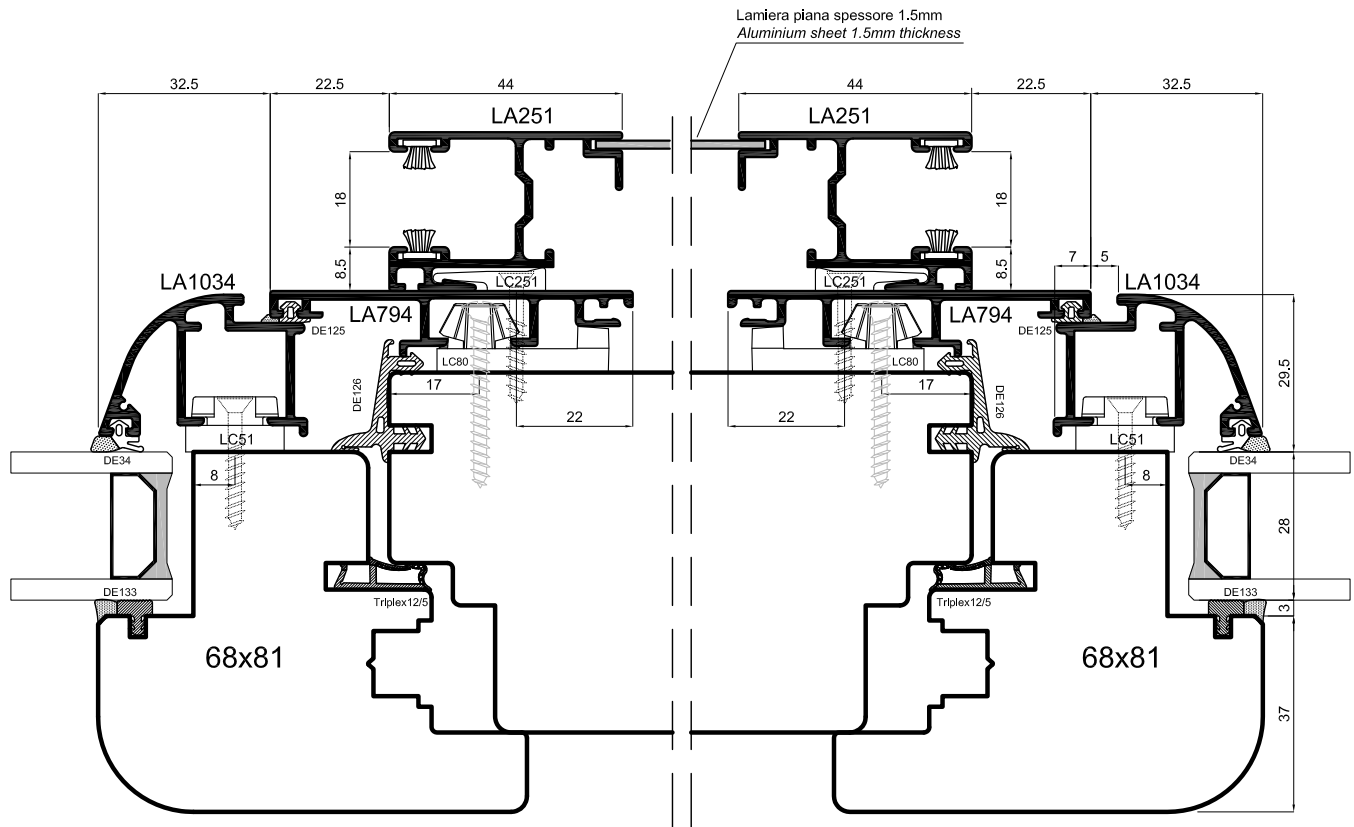


Bold-Line

uniform

Scala 1:2

- ① Sezione orizzontale con guide avvolgibili LA174-LA251-LA800-LA182
- ② Vertikal- und Horizontalschnitt mit Rolladenführung LA174-LA251-LA800-LA182
- ③ Sección horizontal con guías de persiana LA174-LA251-LA800-LA182
- ④ Coupe horizontal avec coulisses volets roulants LA174-LA251-LA800-LA182
- ⑤ Horizontal section with winding up guides LA174-LA251-LA800-LA182

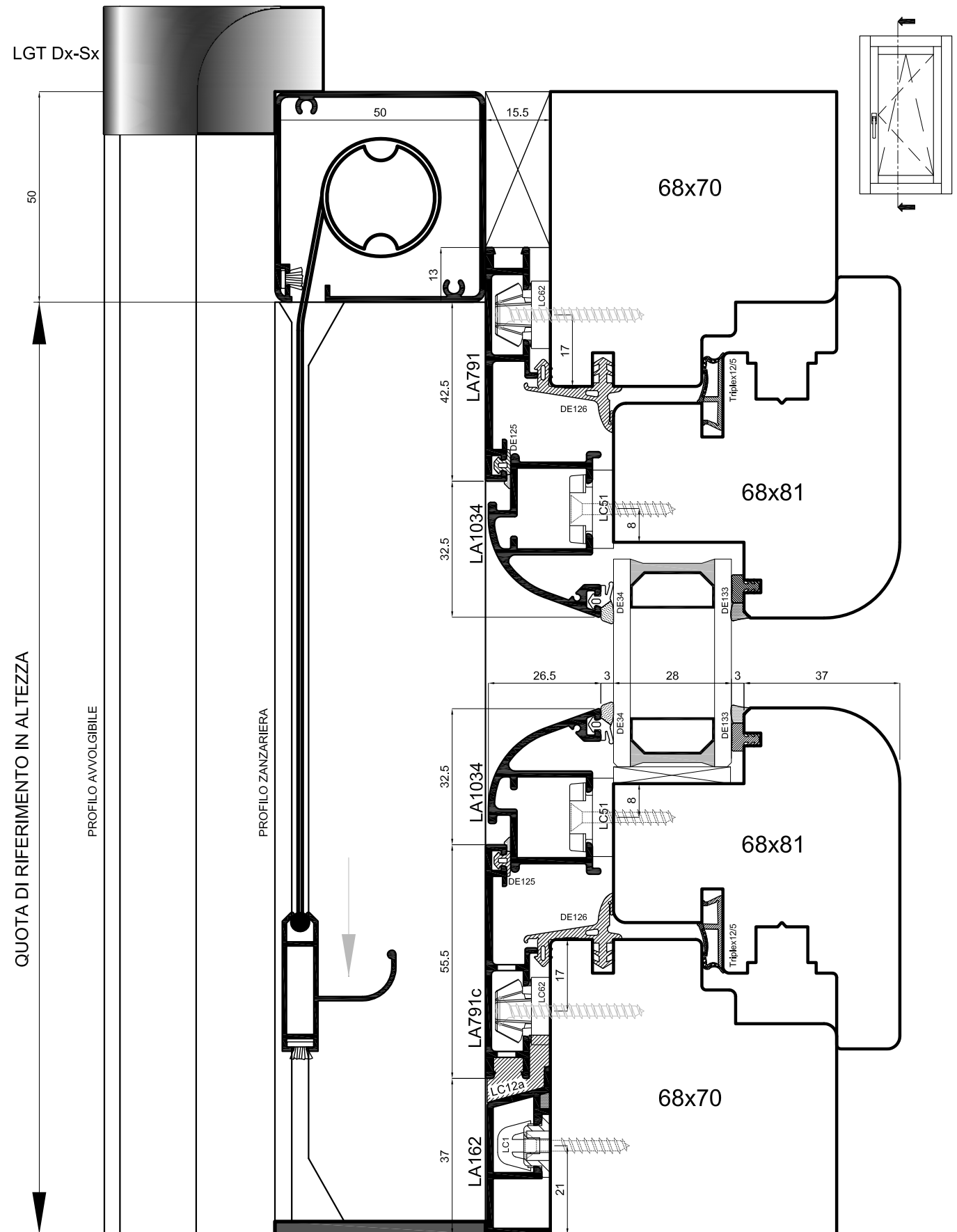


Bold-Line

uniform

Scala 0.7:1

- ① Sezione orizzontale finestre accoppiate con LA251
- ② Horizontalschnitt gekoppelte Fenster mit LA251
- ③ Sección horizontal de ventanas acopladas
- ④ Coupe horizontale accouplement de dormants avec LA251
- ⑤ Horizontal section of the connected windows with LA 251



Disponibile su richiesta rallentatore di salita per zanzariera.
 Uso consigliato per zanzariere con altezza superiore a 180cm.

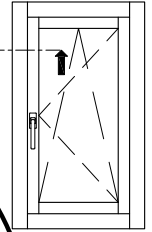
Bold-Line

uniform

Scala 0.8:1

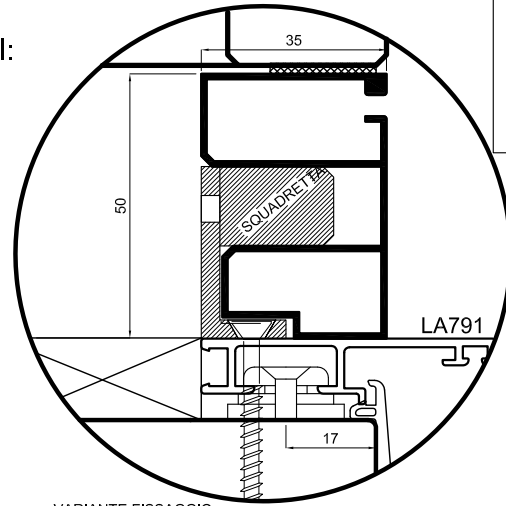
- ① Sezione verticale con zanzariera e guida avvolgibile
- Ⓓ Vertikalschnitt mit Fliegengitter und Rolladenführung
- Ⓔ Sección vertical ventana con mosquitera y guía de persiana
- Ⓕ Coupe verticale avec moustiquaire et coulisses volet roulant
- Ⓚ Vertical section with mosquito-net and winding up guide

Variante senza guida avvolgibile ↑

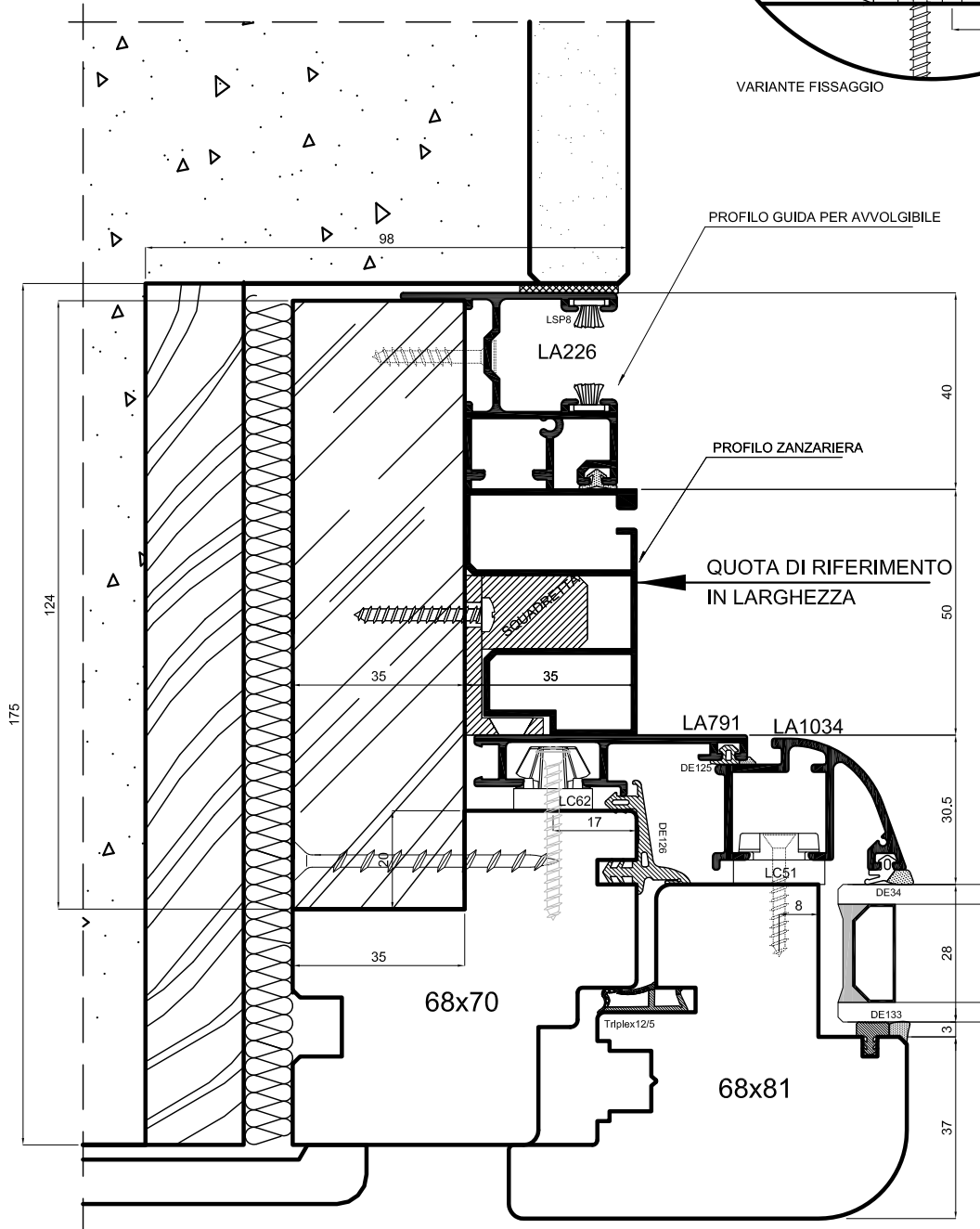


ZANZARIERE - DIMENSIONI MASSIME REALIZZABILI:

- L 2000 x H 1600 - Finestra Verticale
- L 1600 x H 2400 - Portafinestra Verticale
- L 1500 x H 2500 - Scorrimento orizzontale 1 anta
- L 2800 x H 2500 - Scorrimento orizzontale 2 ante



VARIANTE FISSAGGIO

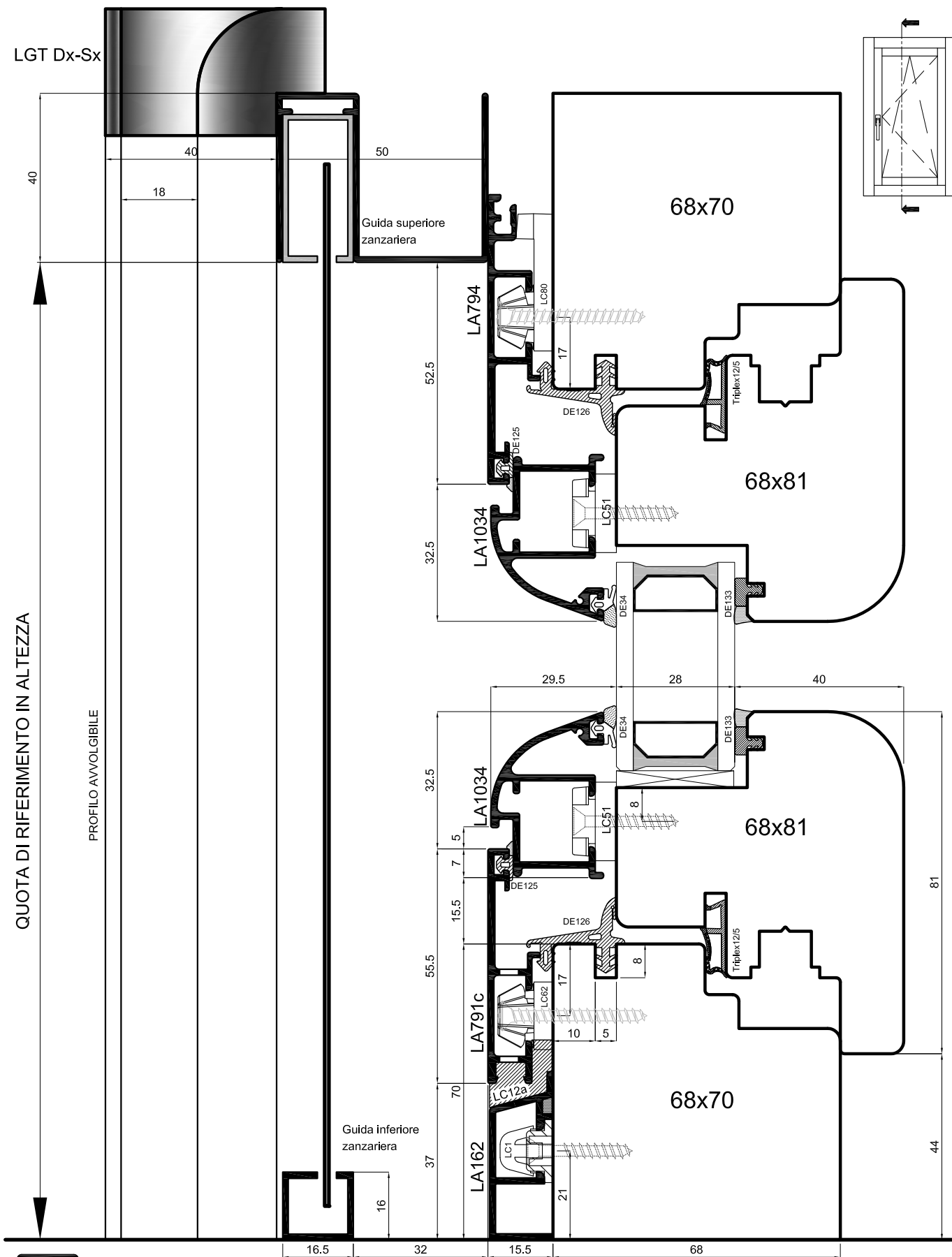


Bold-Line

uniform

Scala 0.7:1

- ① Sezione orizzontale con zanzariera e guida avvolgibile
- ⓓ Horizontalschnitt mit Fliegengitter und Rolladenführung
- Ⓔ Sección horizontal ventana con mosquitera y guía de persiana
- ⓕ Coupe horizontale avec moustiquaire et coulisse volet roulant
- ⓊⓀ Horizontal section with mosquito-net and winding up guide



QUOTA DI RIFERIMENTO IN ALTEZZA

PROFILO AVVOLGIBILE



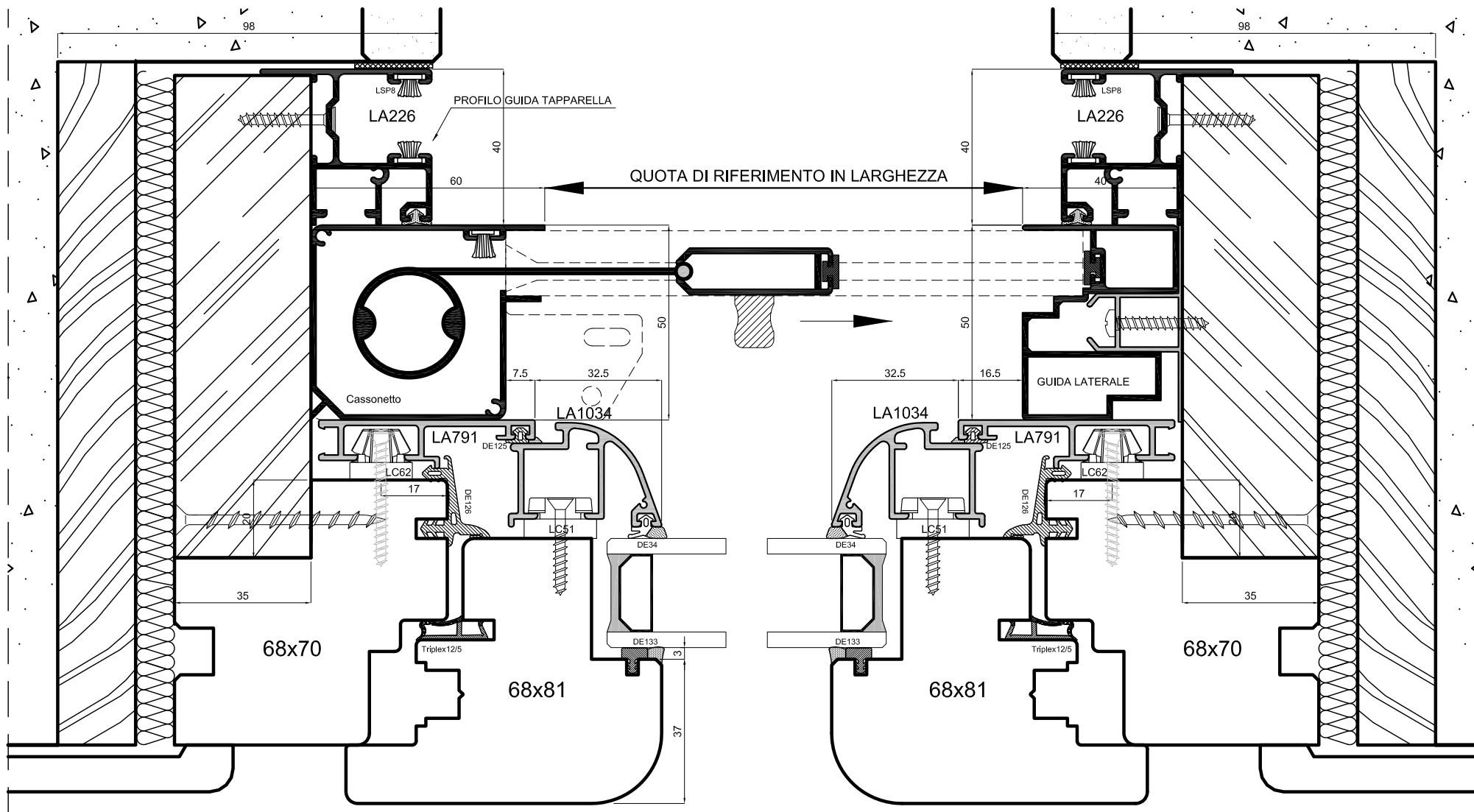
Disponibile su richiesta rallentatore per zanzariera. Uso consigliato per zanzariere con altezza superiore a 180cm.

Bold-Line

uniform

Scala 0.8:1

- ① Sezione verticale con zanzariera a scorrimento laterale e guida avvolgibile
- Ⓓ Vertikalschnitt mit Fliegengitter und Rolladenführung
- Ⓔ Sección vertical ventana con mosquitera y guía de persiana
- Ⓕ Coupe verticale avec moustiquaire et coulisses volet roulant
- Ⓚ Vertical section with mosquito-net and winding up guide

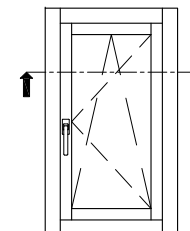


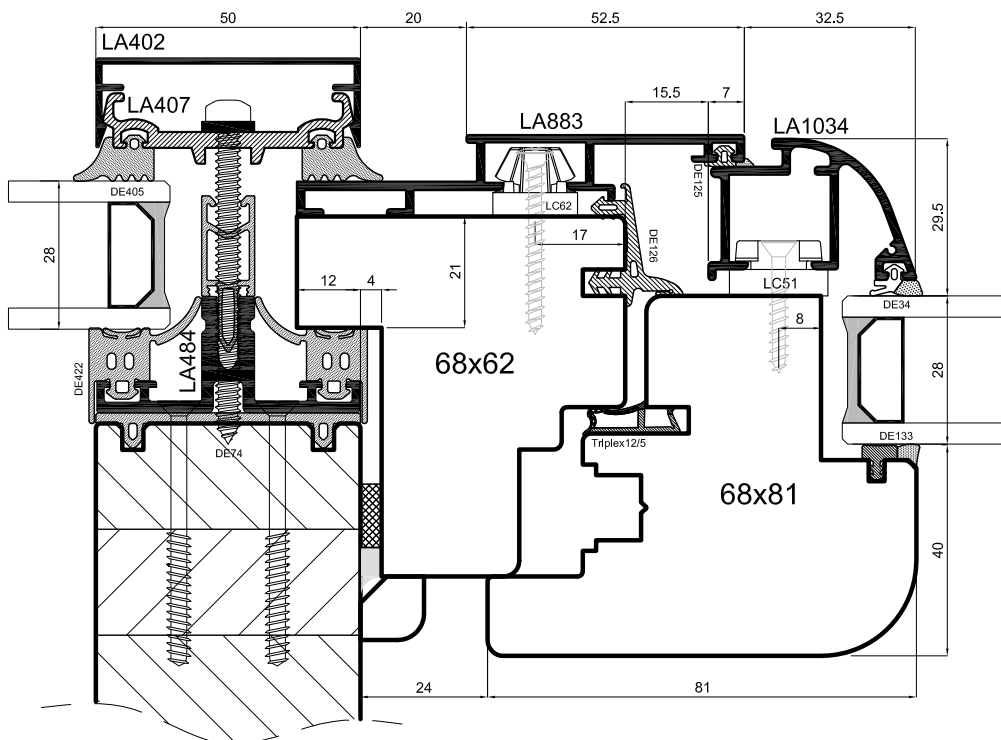
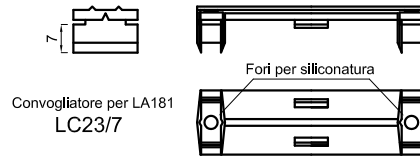
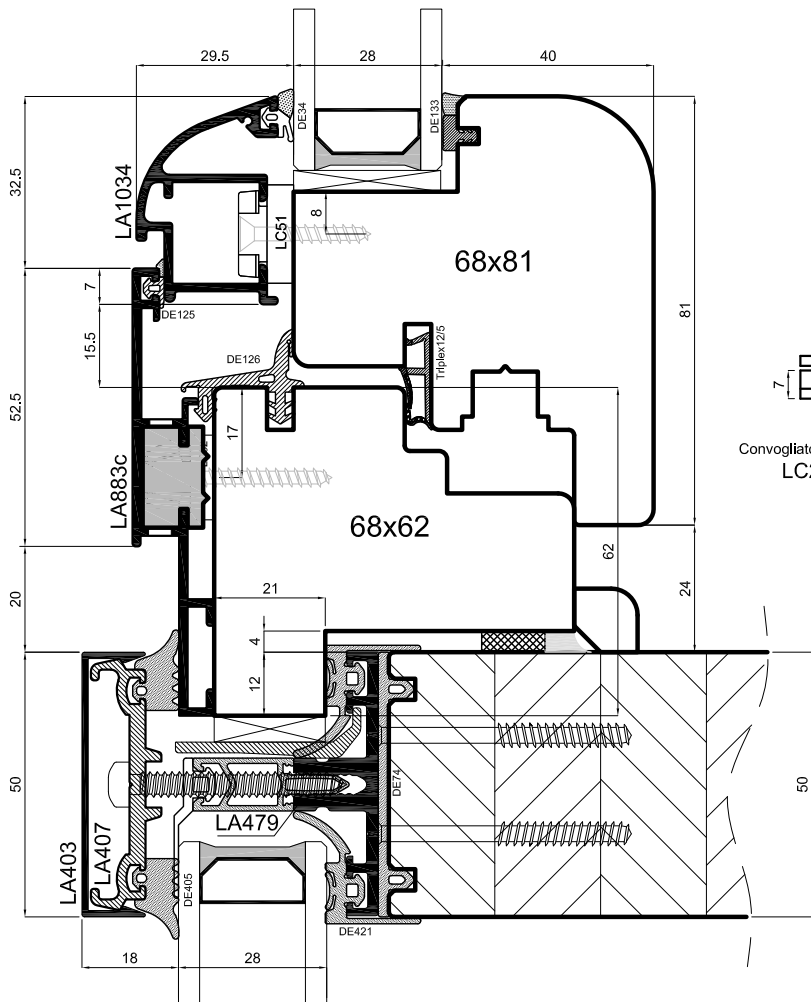
Bold-Line

uniform

Scala 0.7:1

- Ⓘ Sezione orizzontale con zanzariera a scorrimento laterale e guida avvolgibile
- Ⓓ Horizontalschnitt mit Fliegengitter und Rolladenführung
- Ⓔ Sección horizontal ventana con mosquitera y guía de persiana
- Ⓕ Coupe horizontale avec moustiquaire et coulisse volet roulant
- Ⓖ Horizontal section with mosquito-net and winding up guide



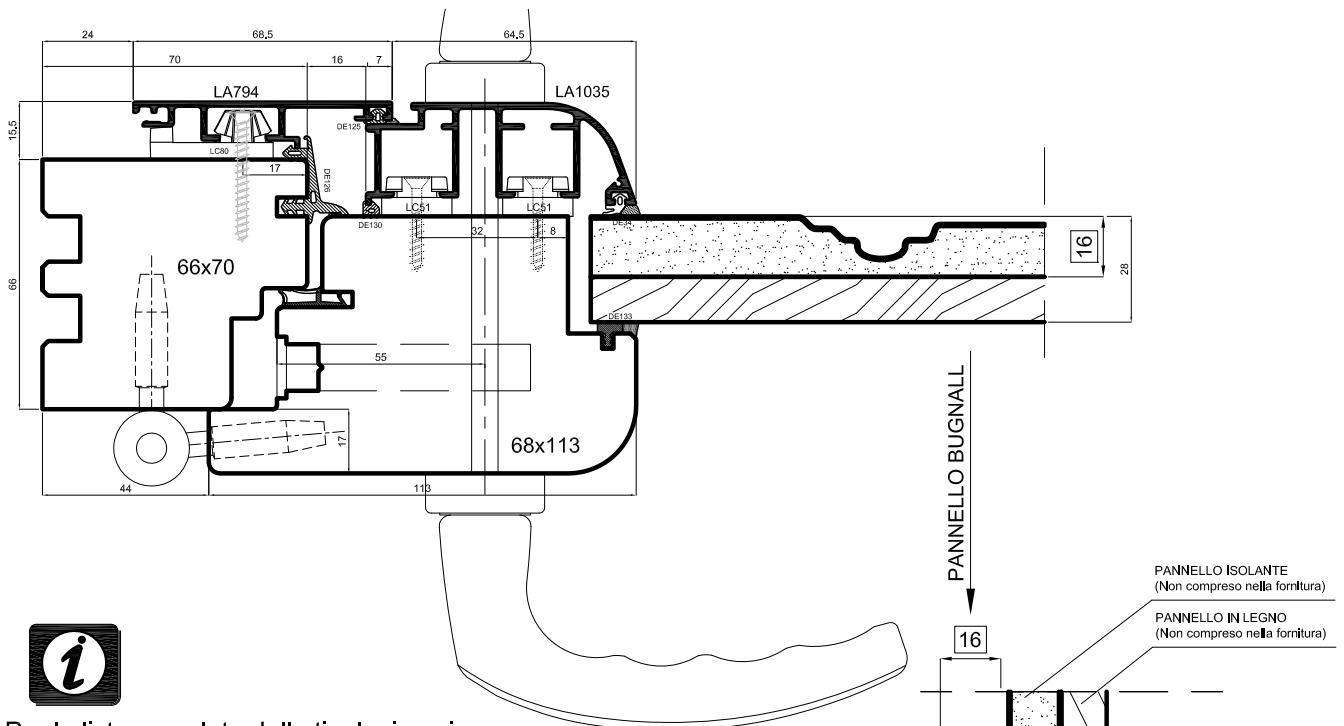


Bold-Line

uniform

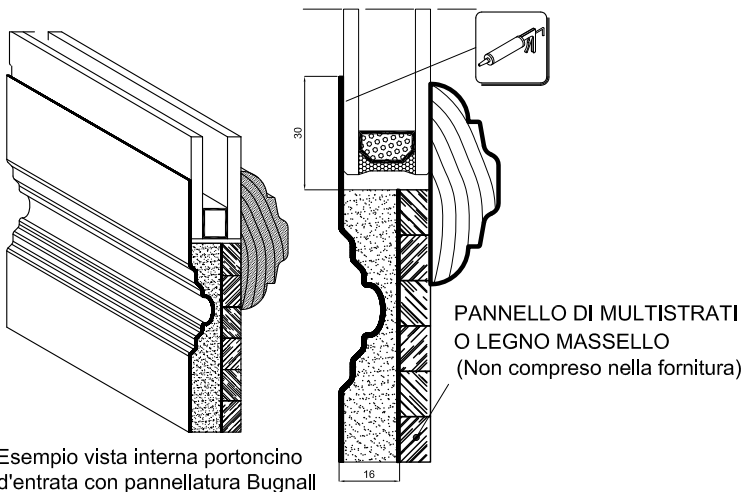
Scala 0.7:1

- ① Sezioni con facciata Unitherm
- ⓓ Fassade Unitherm
- ⓔ Fachada Unitherm
- ⓕ Façade Unitherm
- Ⓢ Unitherm Curtain Wall

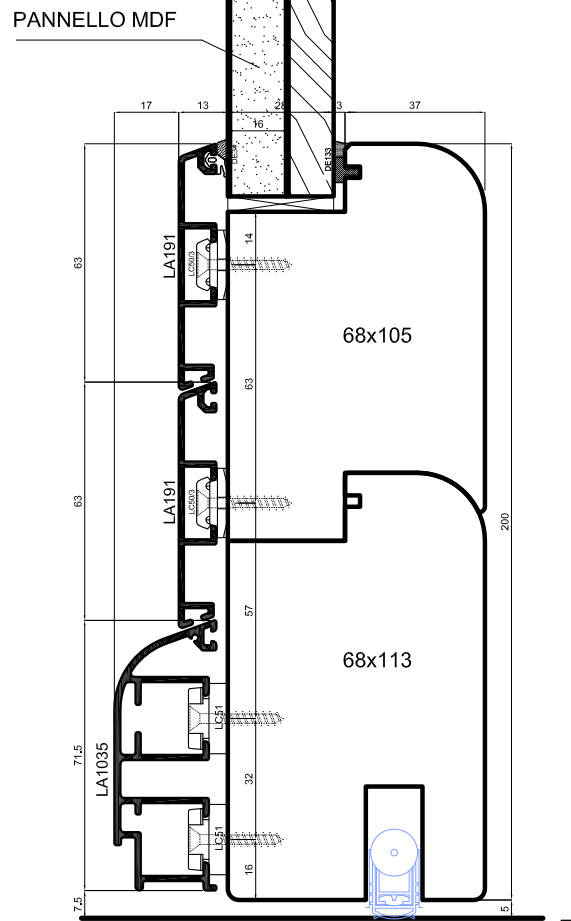



Per la lista completa delle tipologie, misure e finiture dei pannelli Bugnall richiedere lo specifico catalogo tecnico o consultare la lista sul sito web www.uniform.it

Esempio pannello con predisposizione vetro



Esempio vista interna portoncino d'entrata con pannellatura Bugnall



Bold-Line

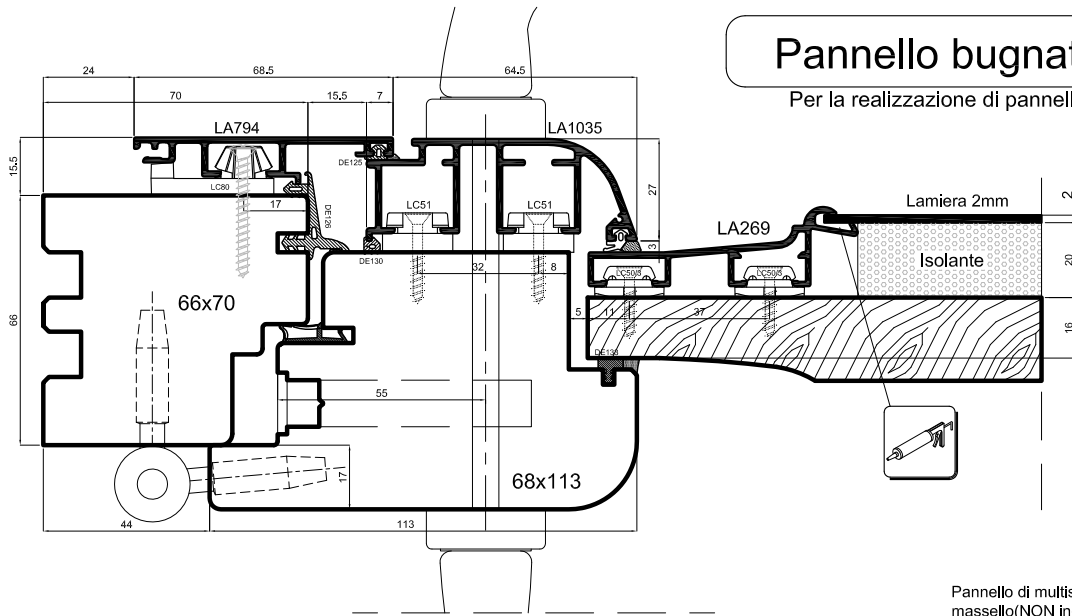
uniform

Scala 1:2

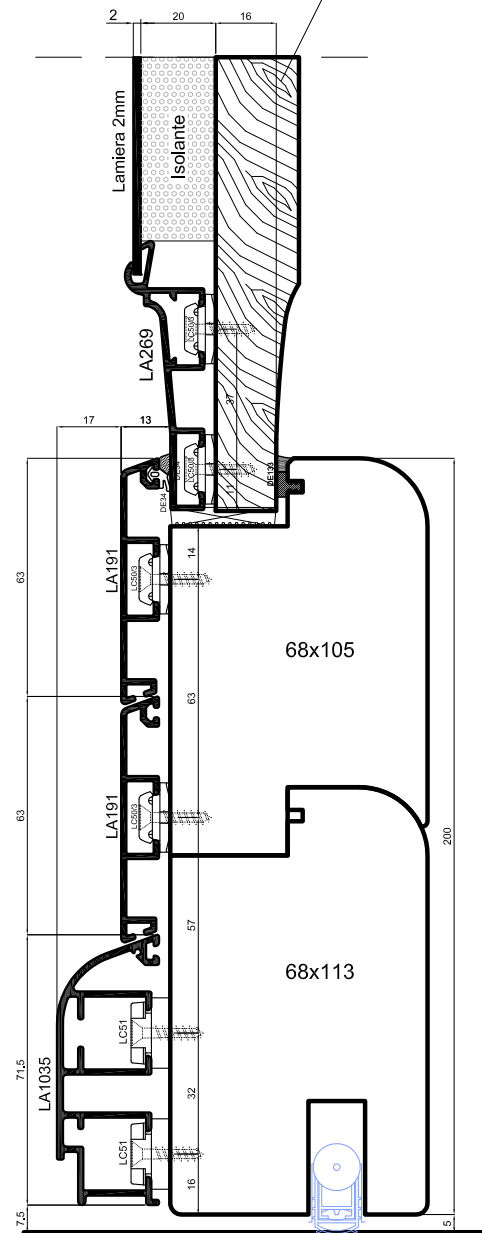
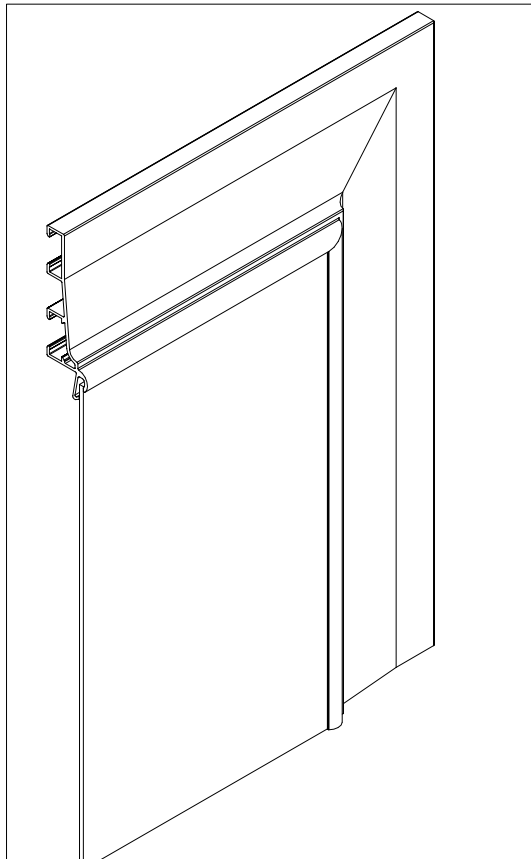
- ① Portoncini d'ingresso con pannelli in MDF bugnato con lamiera in alluminio 12/10
- Ⓓ Eingangstür mit Füllung MDF profiliert und mit Alublech 12/10 überzogen
- Ⓔ Puerta de entrada con panel en MDF almohadillado con chapa de aluminio 12/10
- Ⓕ Portes d'entrée avec panneau en MDF recouvert d'une tôle aluminium 12/10 profilé
- Ⓚ Main doors with panels in MDF raised with aluminum sheet 12/10

Pannello bugnato uniform

Per la realizzazione di pannelli bugnati su misura



Pannello di multistrato o legno massello (NON incluso nella fornitura)
Wood panel (NOT included in the supply)

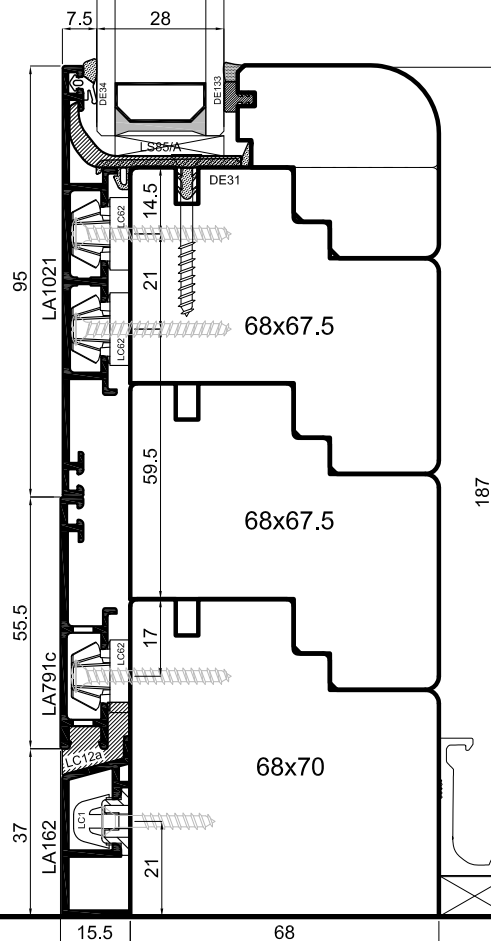
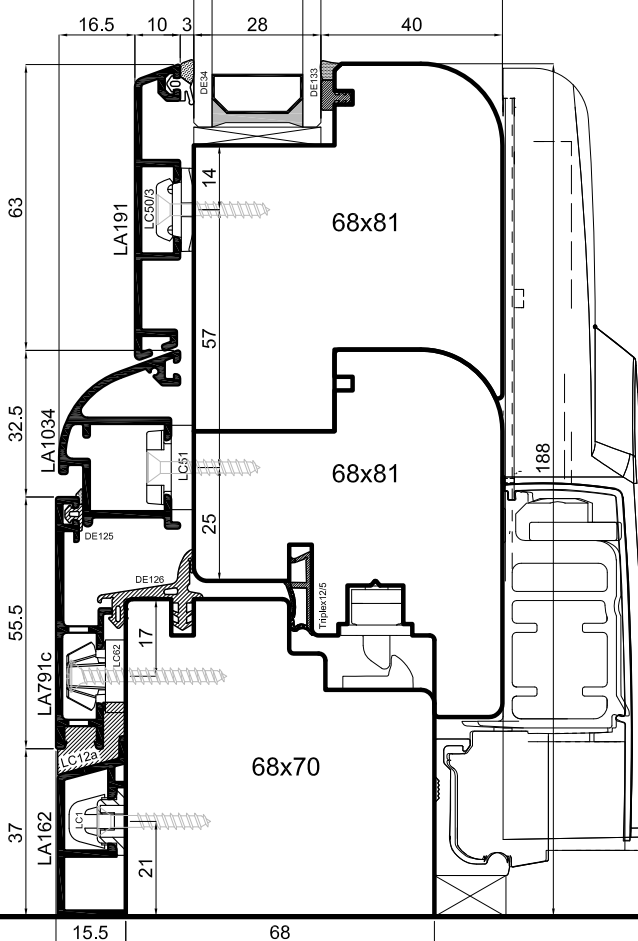
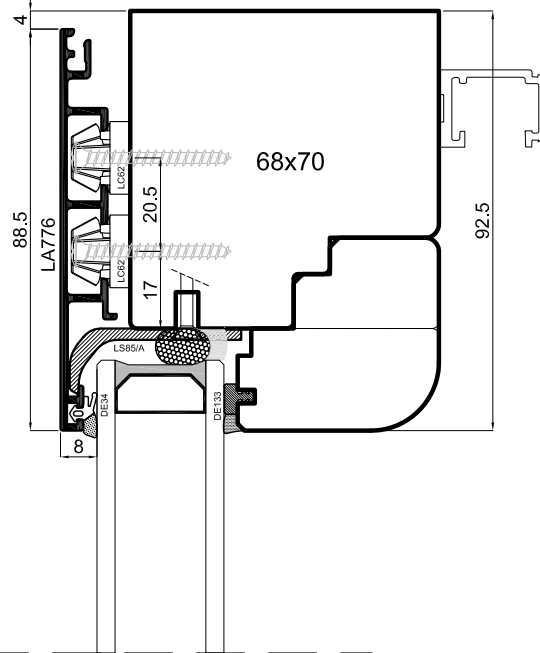
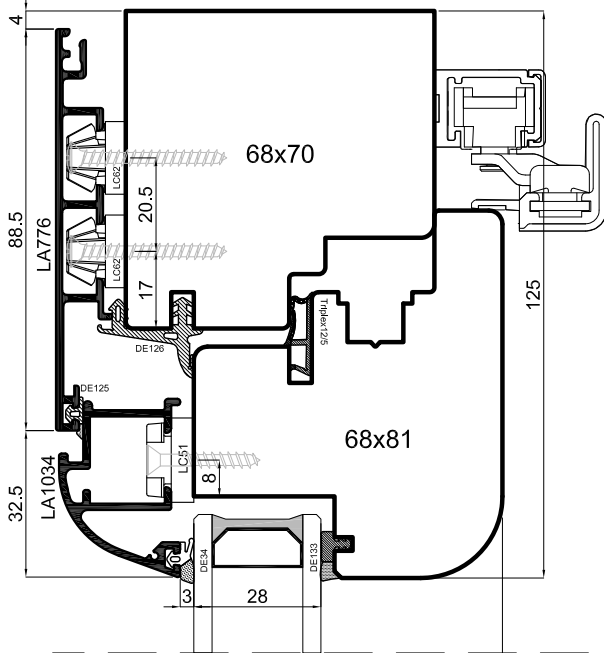
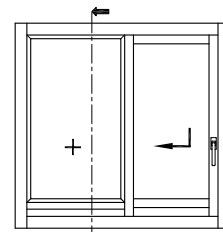
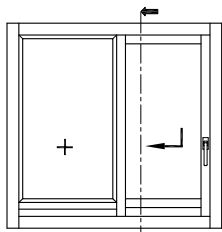


Bold-Line

uniform

Scala 1:2

- ① Pannelli bugnati su misura con profilo LA269
- ② Profilierte Paneelen auf Mass mit Profil LA269
- ③ Paneles almohadillados a medida con perfil LA269
- ④ Panneaux moulurés sur mesure avec profil LA269
- ⑤ Raised panels on size with profile LA269

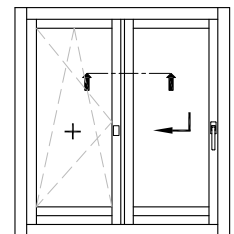
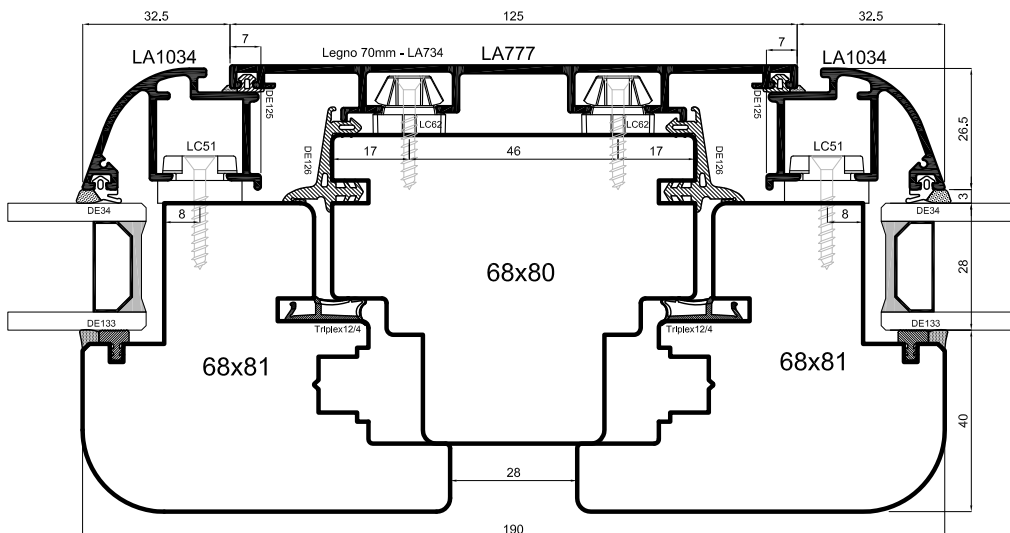
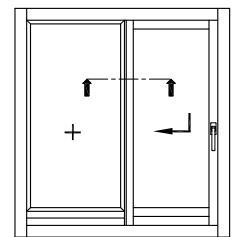
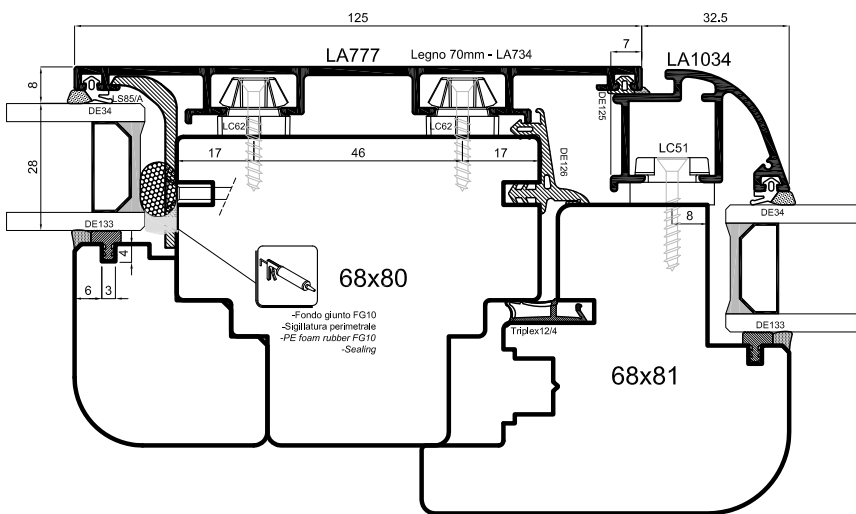
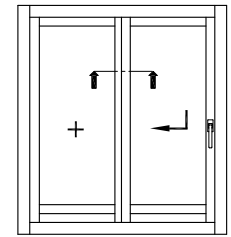
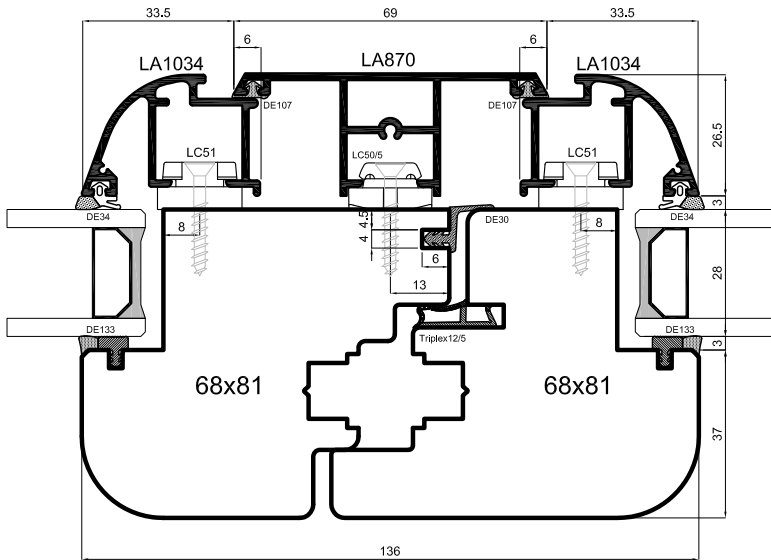


Bold-Line

uniform

Scala 0.6:1

- ① Sezione verticale portafinestra scorrevole parallelo
- ② Vertikalschnitt Parallelschiebekipptür
- ③ Sección vertical puertaventana corredera paralela
- ④ Coupe verticale porte-fenêtre coulissante à translation
- ⑤ Vertical section of the parallel sliding door-height window

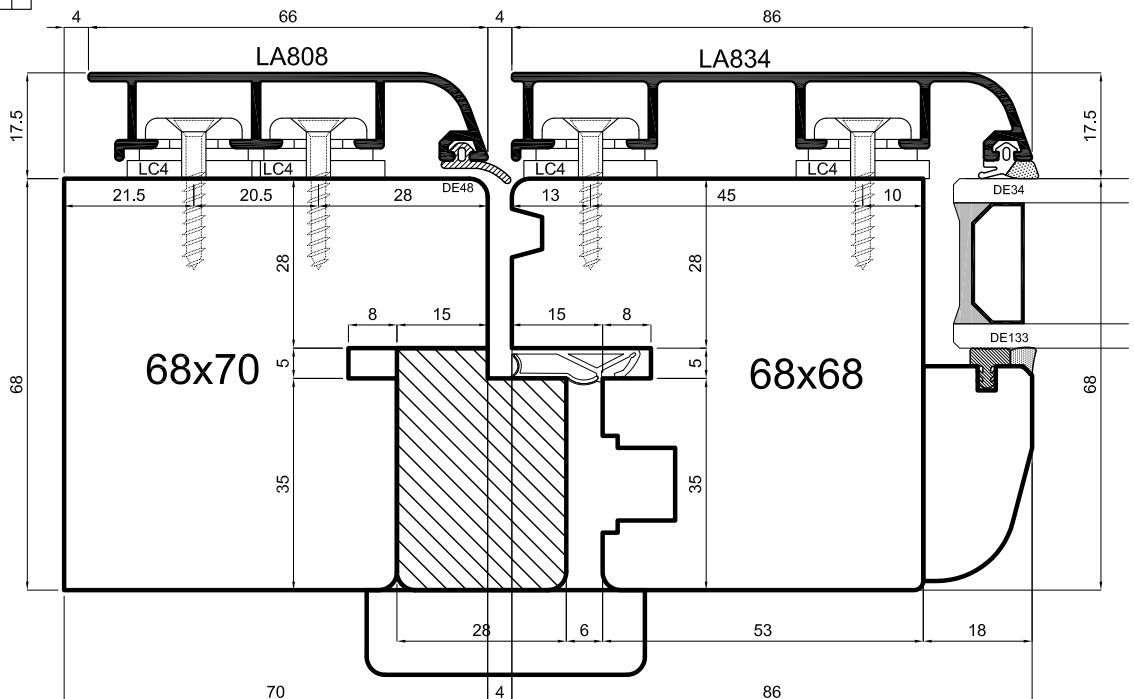
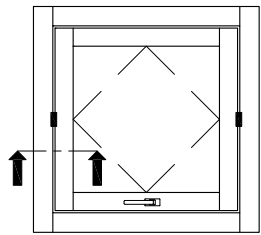
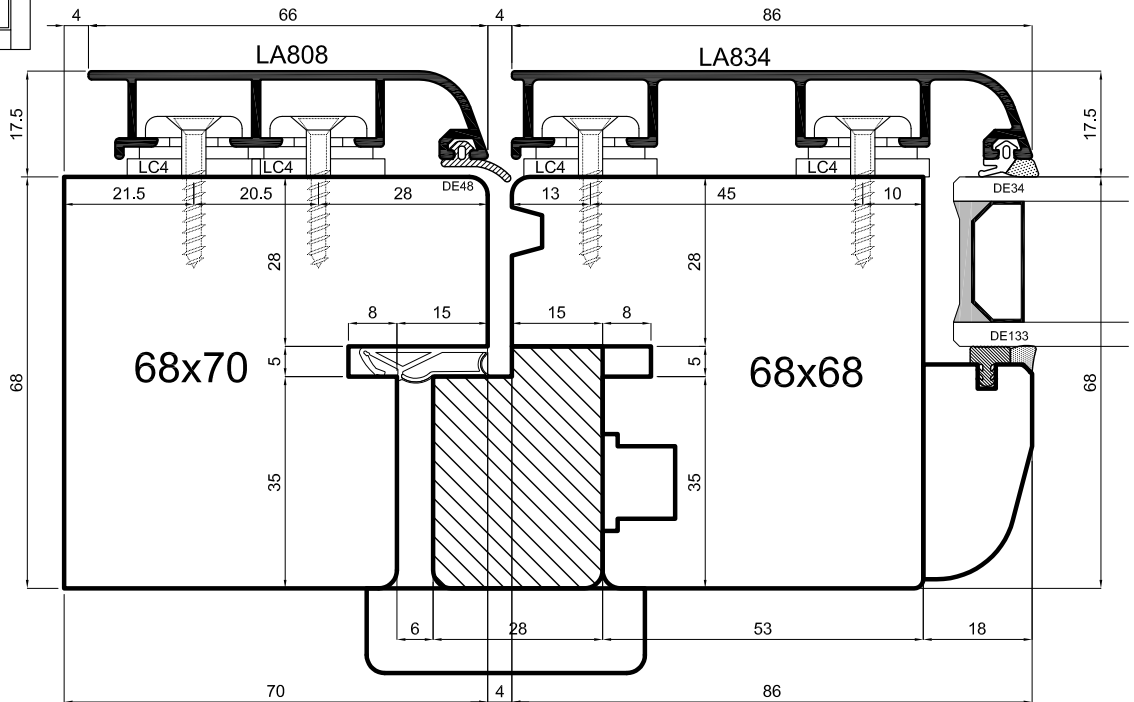
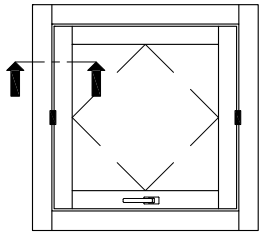


Bold-Line

uniform

Scala 0.6:1

- ① Sezione orizzontale portafinestra scorrevole parallelo
- ⓓ Horizontalschnitt Parallelschiebekipptür
- ⓔ Sección horizontal puertaventana corredera paralela
- ⓕ Coupe horizontale porte-fenêtre coulissante à translation
- Ⓢ Horizontal section of the parallel sliding door-height window

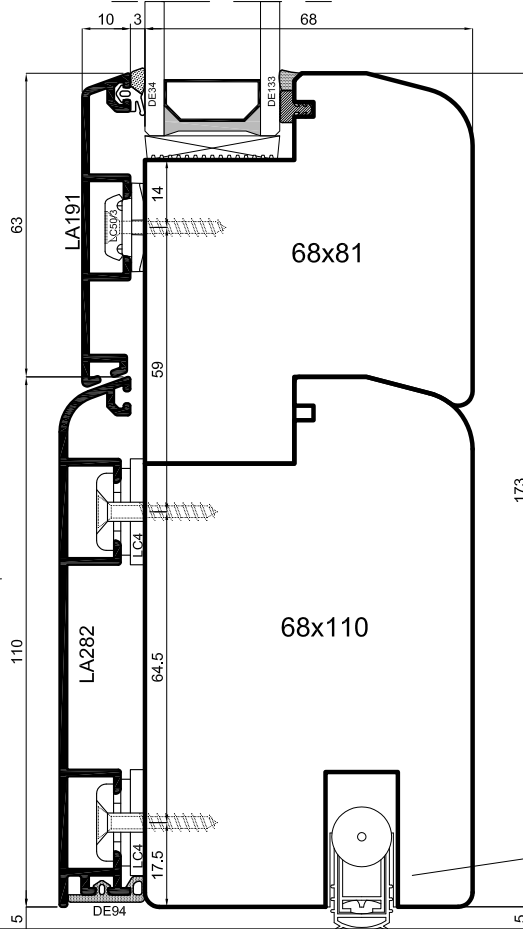
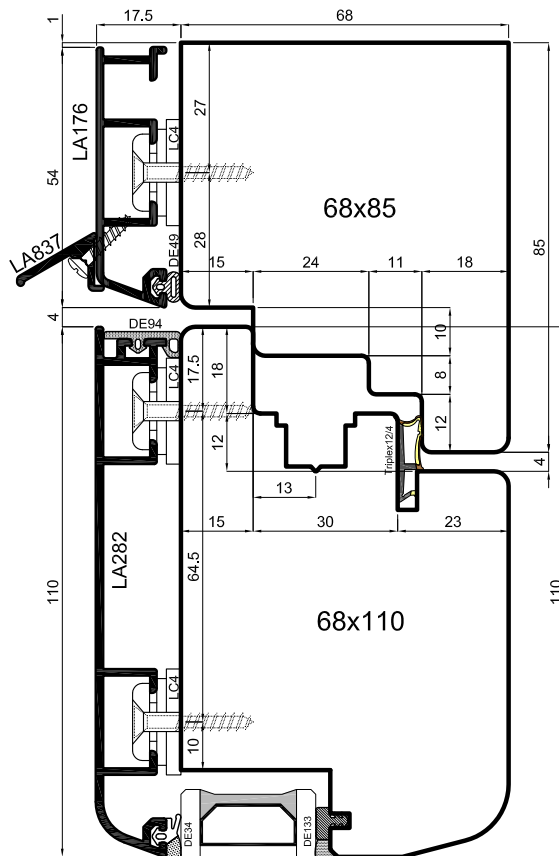
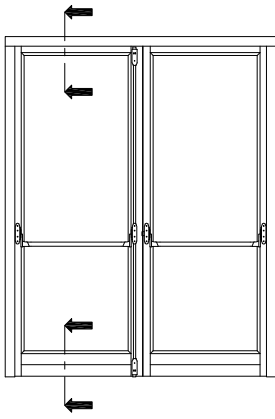


Bold-Line

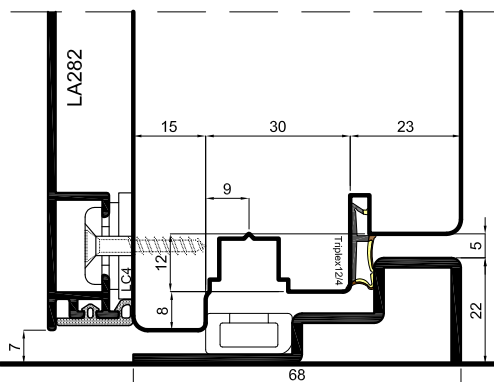
uniform

Scala 0.8:1

- ① Sezione orizzontale bilico orizzontale
- Ⓓ Horizontalschnitt Schwingflügel
- Ⓔ Sección horizontal de basculante horizontal
- Ⓕ Coupe horizontale fenêtre basculante
- Ⓖ Horizontal section of the horizontal pivot window



Soluzione con soglia in alluminio
Solution with aluminium Threshold



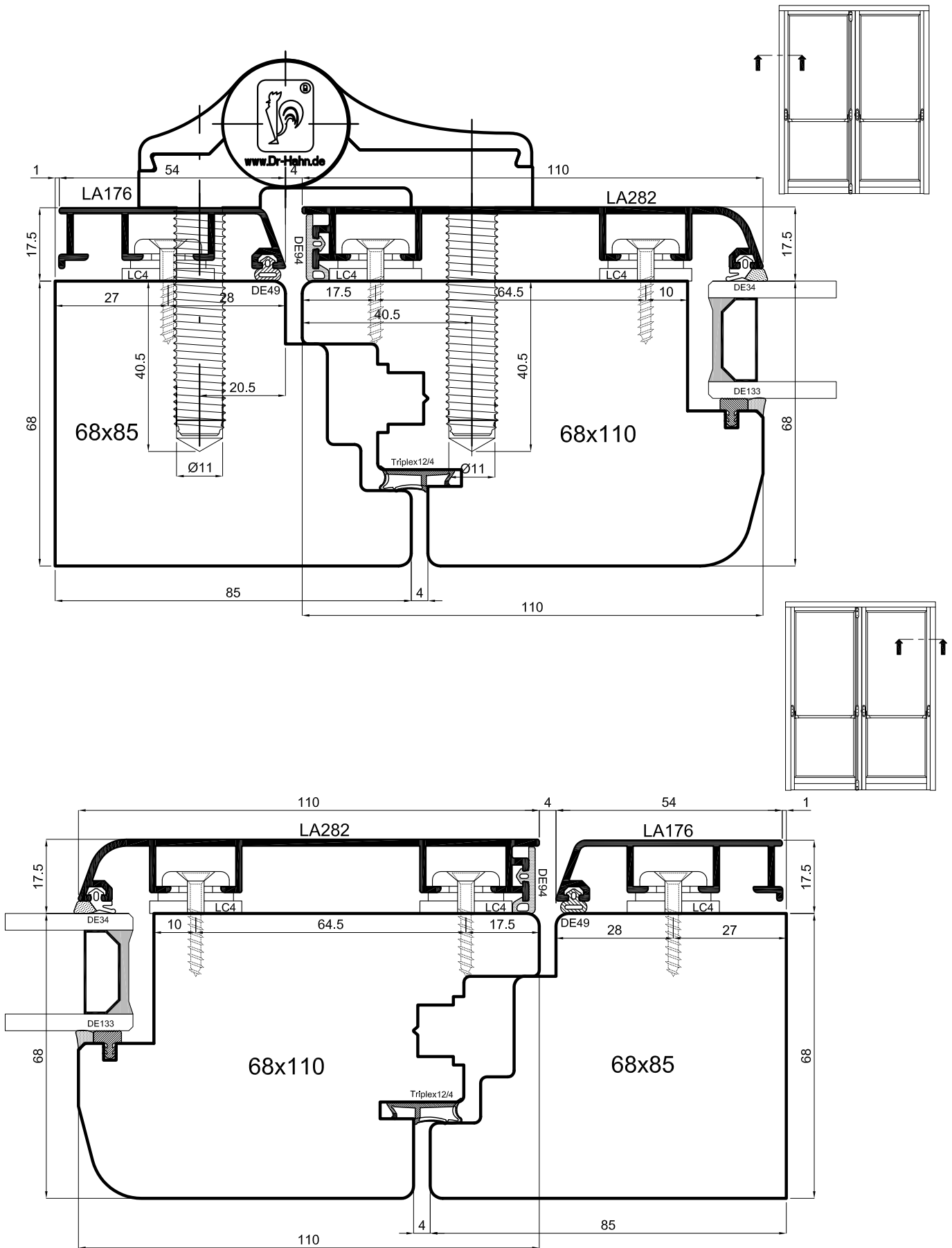
Soluzione non conforme alla normale permeabilità all'aria, acqua e vento.
Solution not conforming to the normal air, water and wind permeability.

Bold-Line

uniform

Scala -

- ① Sezione verticale serramento con apertura verso l'esterno
- ⓓ Vertikalschnitt Tür nach außen öffnend
- ⓔ Sección vertical de cerramiento con apertura hacia el exterior
- ⓕ Coupe verticale fenêtre avec ouverture vers l'extérieur
- Ⓢ Vertical section of top-hinged window

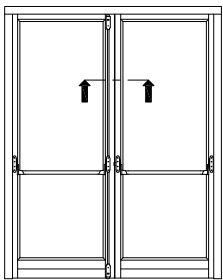
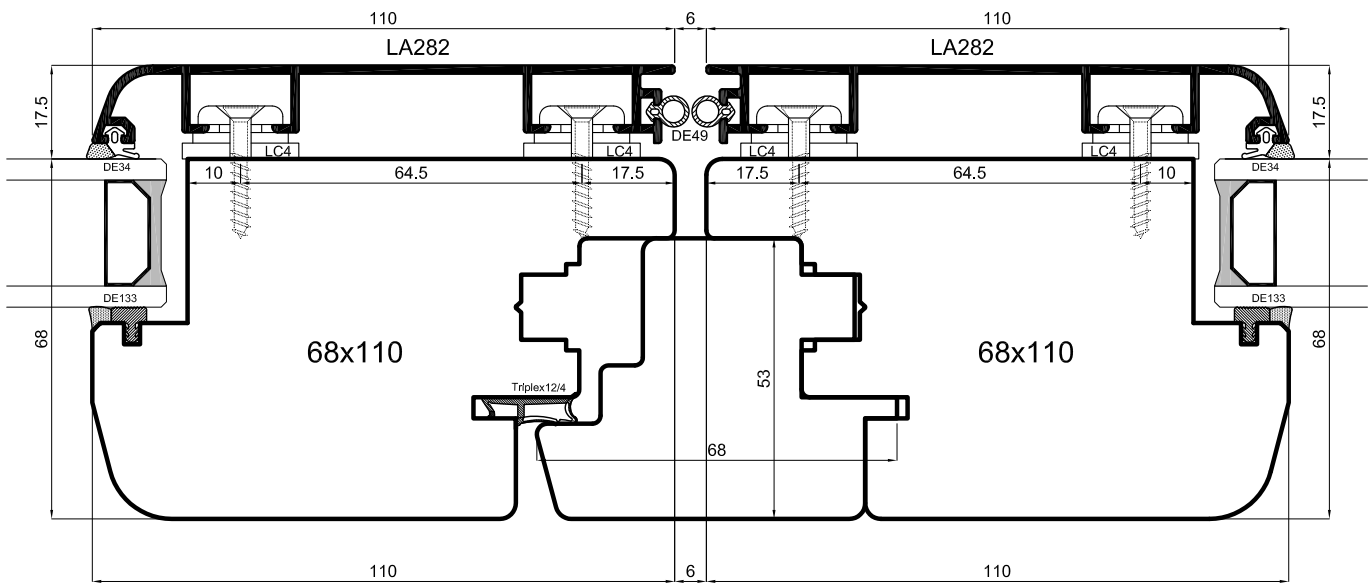


Bold-Line

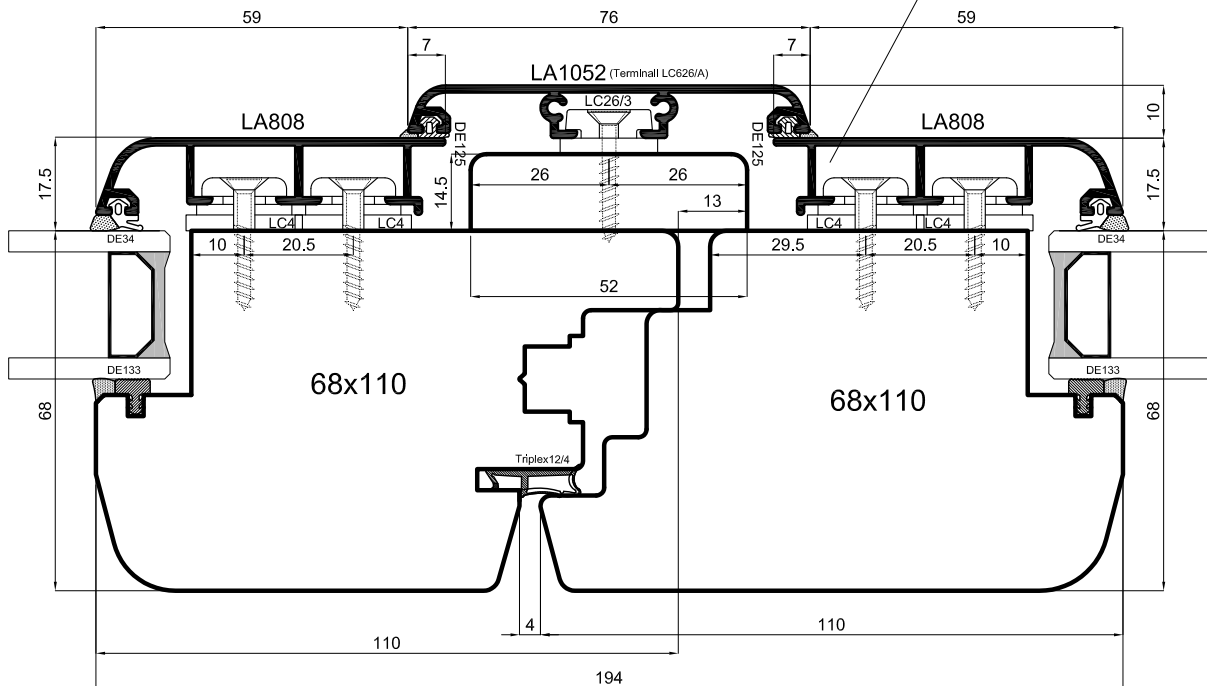
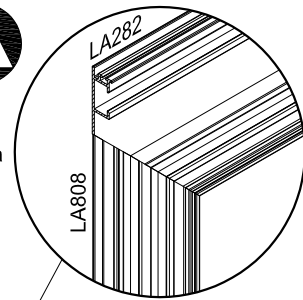
uniform

Scala 0.8:1

- ① Sezione orizzontale serramento con apertura verso l'esterno
- Ⓓ Horizontalschnitt Tür nach außen öffnend
- Ⓔ Sección horizontal de cerramiento con apertura hacia el exterior
- Ⓕ Coupe horizontale fenêtre avec ouverture vers l'extérieur
- Ⓚ Horizontal section of top-hinged window



Attenzione: spuntatura dei profili su lato a vista.
Sezione grezza del profilo a vista

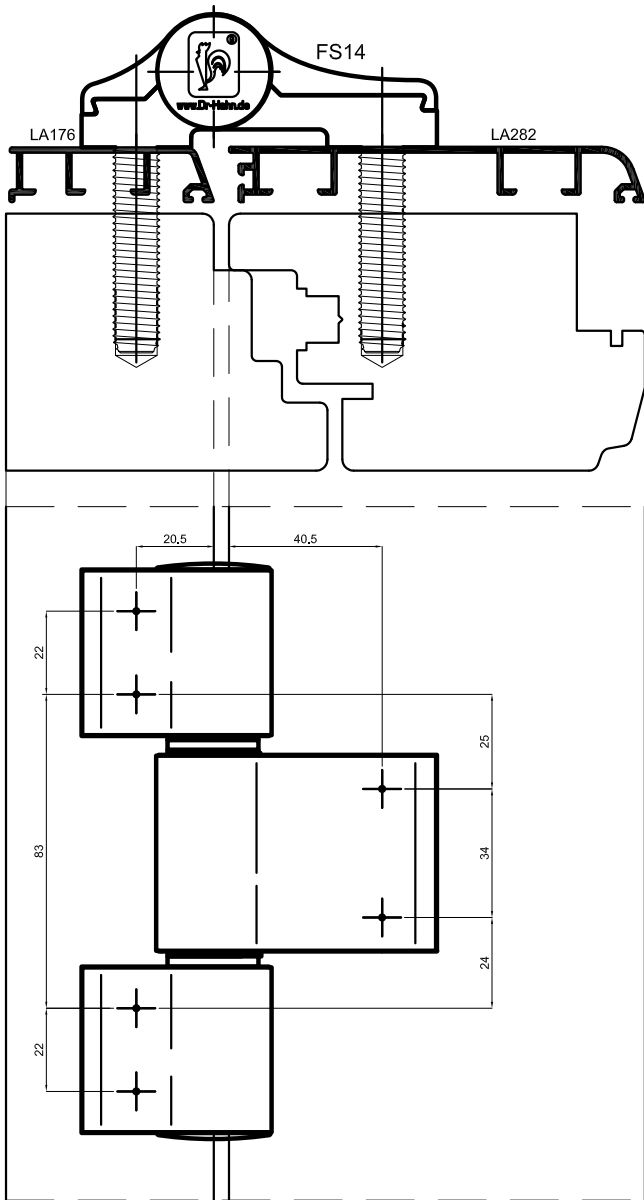


Bold-Line

uniform

Scala 0.7:1

- ① Sezione orizzontale chiusura centrale porta con apertura verso l'esterno
- Ⓓ Horizontalschnitt Stulpprofil Tür nach außen öffnend
- Ⓔ Sección horizontal del cierre central de puerta con apertura hacia el exterior
- Ⓕ Coupe horizontal battement central porte-balcon avec ouverture vers l'extérieur
- Ⓚ Horizontal section of the middle clamp with outward opening sash



PORTATA CON N°2 CERNIERE:

150Kg con misura massima porta LxH= 1000x2000mm.

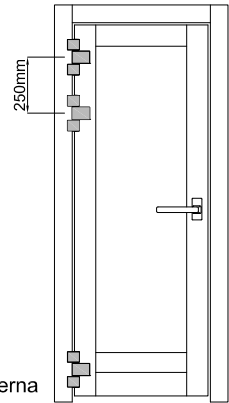
Si sconsiglia l'applicazione su ante di larghezza superiore ad 1mt. Per altezza superiore a 2 mt e fino a 2,2 mt è necessaria l'applicazione di una terza cerniera a circa 250mm dalla cerniera superiore(vedi disegno).

Load with 2 hinges:

150kg with a maximum door WxH = 1000x2000mm.

Should not be applied on doors of width of more than 1m.

For height greater than 2 meters and up to 2.2 meters, is required the application of a third hinge about 250mm from the top hinge (see drawing).



Vista esterna



Cacciavite bit speciale per vite d'ancoraggio e per vite di fissaggio
Inserto E 6,3/Chiave esagonale da 6 mm
N° A750A0027



Boccola dima di foratura
N° A650A0056 Ø 5 mm/Ø 11 mm



Punta di trapano a due diametri
N° A650A0035 Ø 6 mm/Ø 11 mm



Trapano
N° K450A0001 Ø 5 mm



Dima di foratura su richiesta

Montaggio della cerniera



Preforo opzionale:
con boccola dima di
foratura
N° A650A0056.



Forare Ø 11 mm.



Avvitare le vite di anco-
raggio fino al collare.



Fissare la cerniera avvi-
tando le apposite vite a
fondo nella filettatura
delle vite di ancoraggio
(forza di serraggio
20 - 30 Nm).



Avvitare il mandrino di
sollevamento.



Applicare a scatto
gli elementi coprivite.
Inserire i tappi.

Regolare la pressione guarnizione



Ruotare la boccola del
supporto di $\pm 90^\circ$ finché
non si avverte lo scatto di
innesto (pressione sulla
guarnizione $\pm 0,5$ mm).
Con la stella di regola-
zione ruotare la boccola
inferiore del supporto
di $\pm 90^\circ$, finché non si av-
verte lo scatto di innesto.

Regolazione orizzontale



$\pm 2,5$ mm

Regolazione in altezza



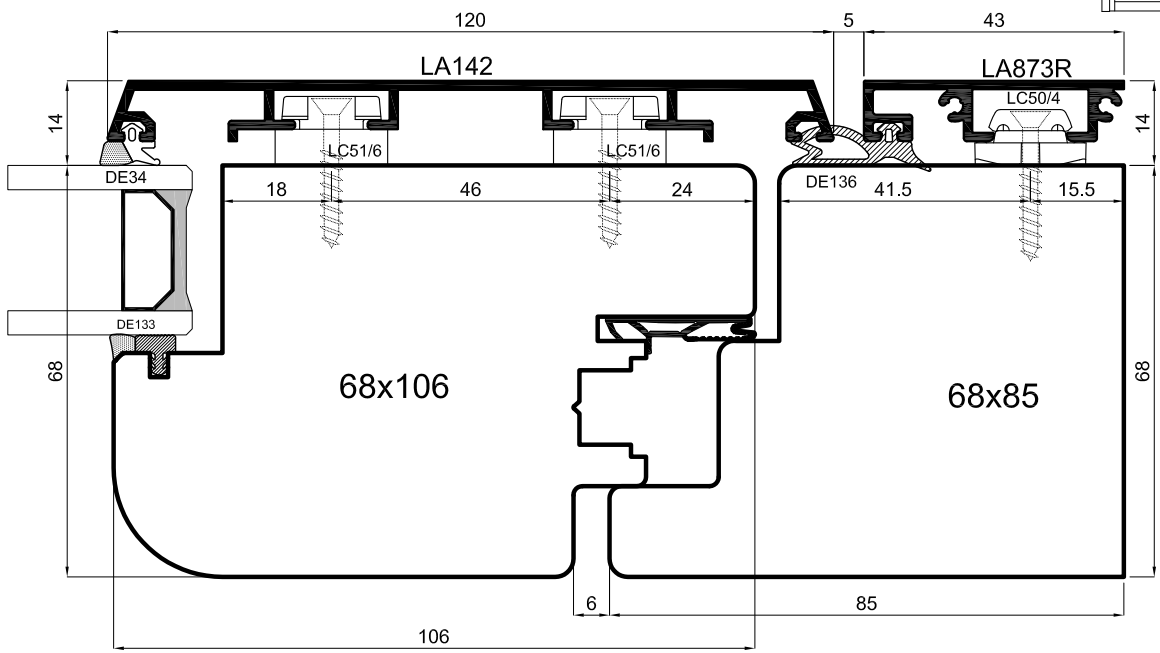
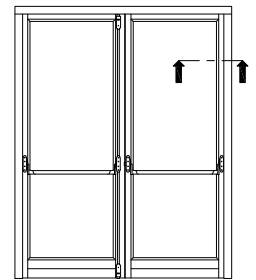
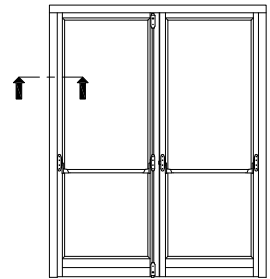
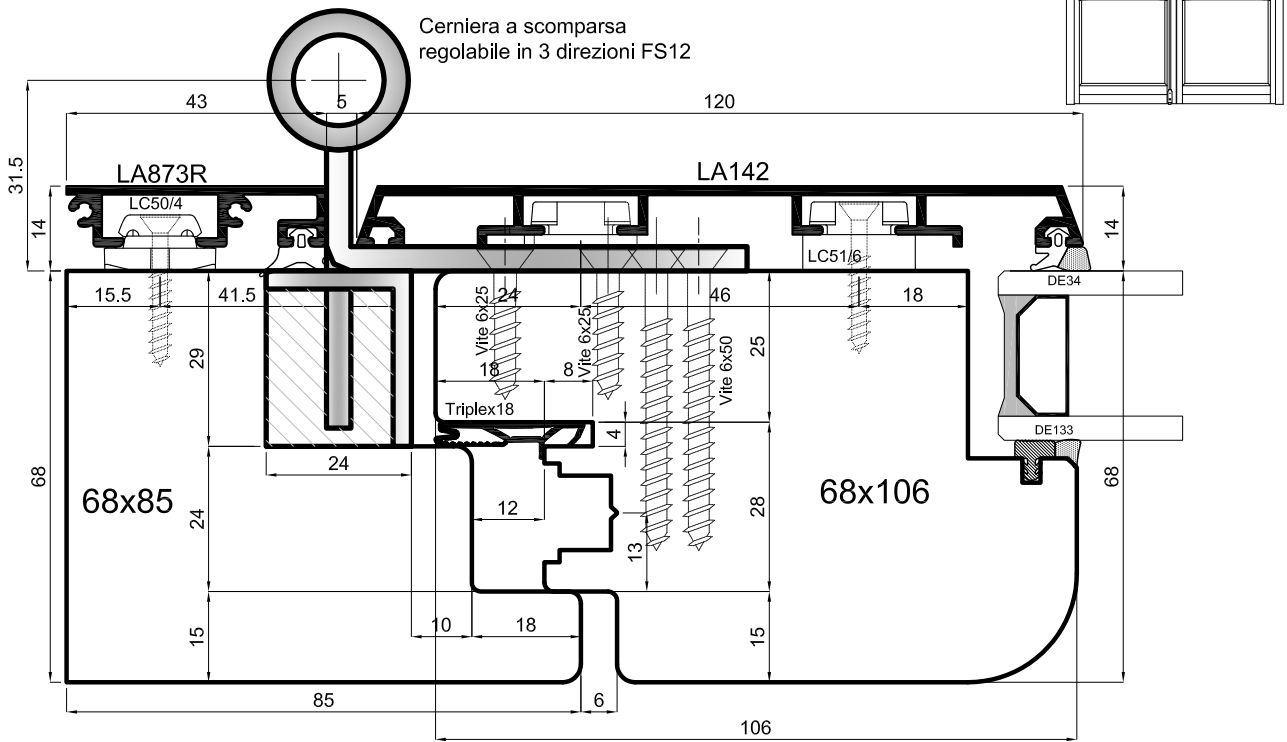
+ 3/- 2 mm

Bold-Line

uniform

Scala -

- Ⓘ Cerniera per apertura verso l'esterno
- Ⓓ Scharniere für nach außen aufgehende Öffnung
- Ⓔ Bisagra para apertura hacia el exterior
- Ⓕ Charnière pour ouverture vers l'extérieur
- Ⓢ Hinge for the projected opening

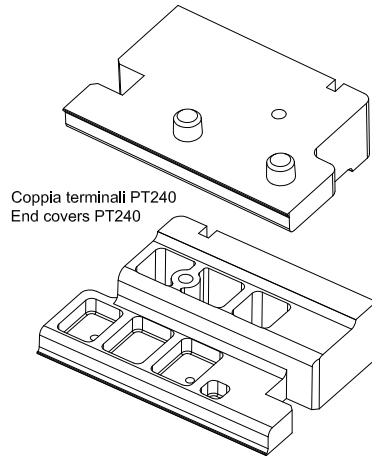
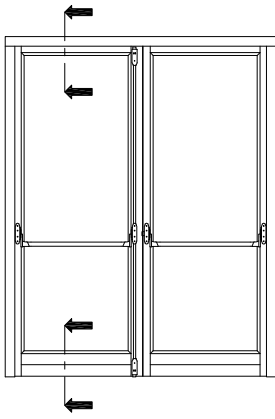


Bold-Line

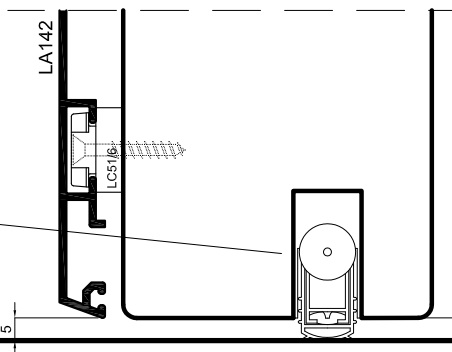
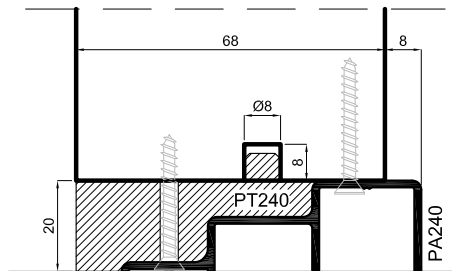
uniform

Scala 0.8:1

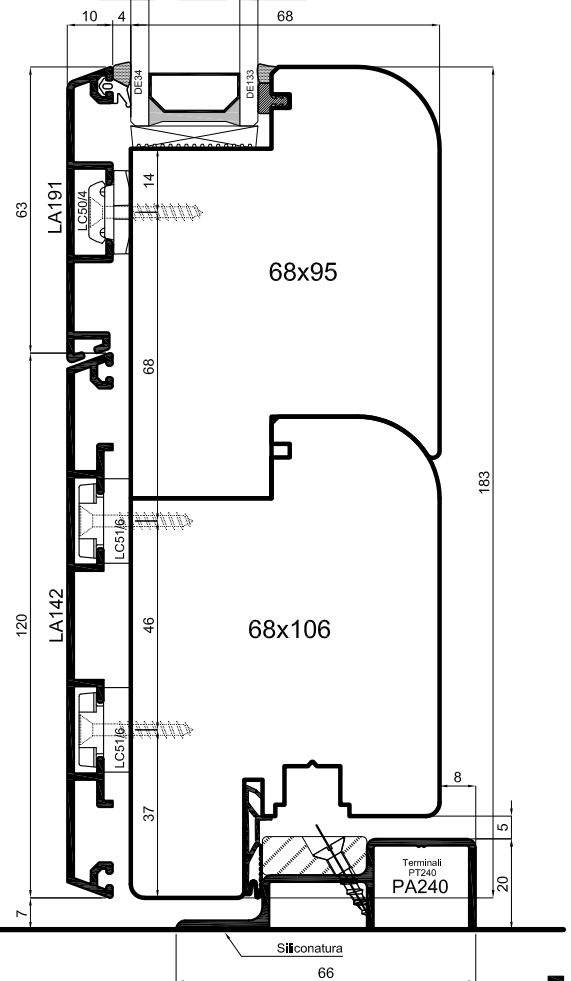
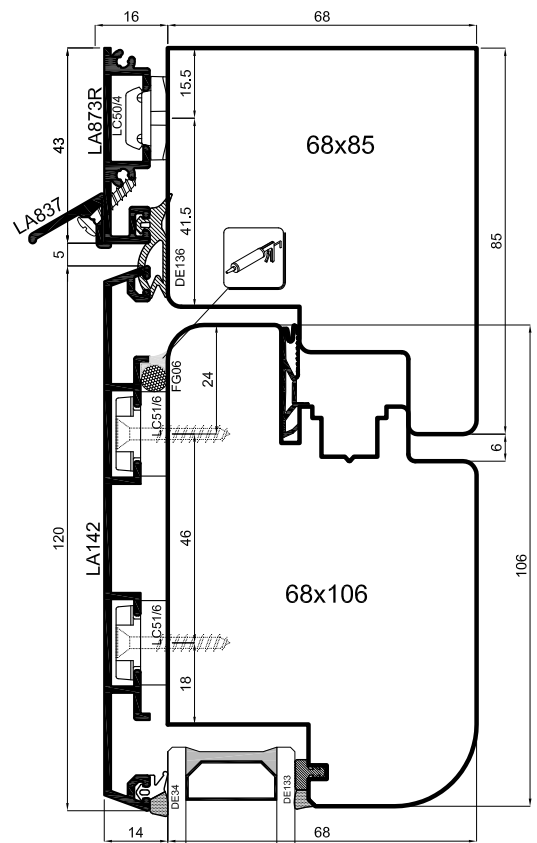
- ① Sezione orizzontale serramento con apertura verso l'esterno
- ⓓ Horizontalschnitt Tür nach außen öffnend
- ⓔ Sección horizontal de cerramiento con apertura hacia el exterior
- ⓕ Coupe horizontale fenêtre avec ouverture vers l'extérieur
- Ⓢ Horizontal section of top-hinged window



Coppia terminali PT240
End covers PT240



Soluzione non conforme alla normale permeabilità all'aria, acqua e vento.
Solution not conforming to the normal air, water and wind permeability.

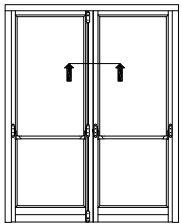
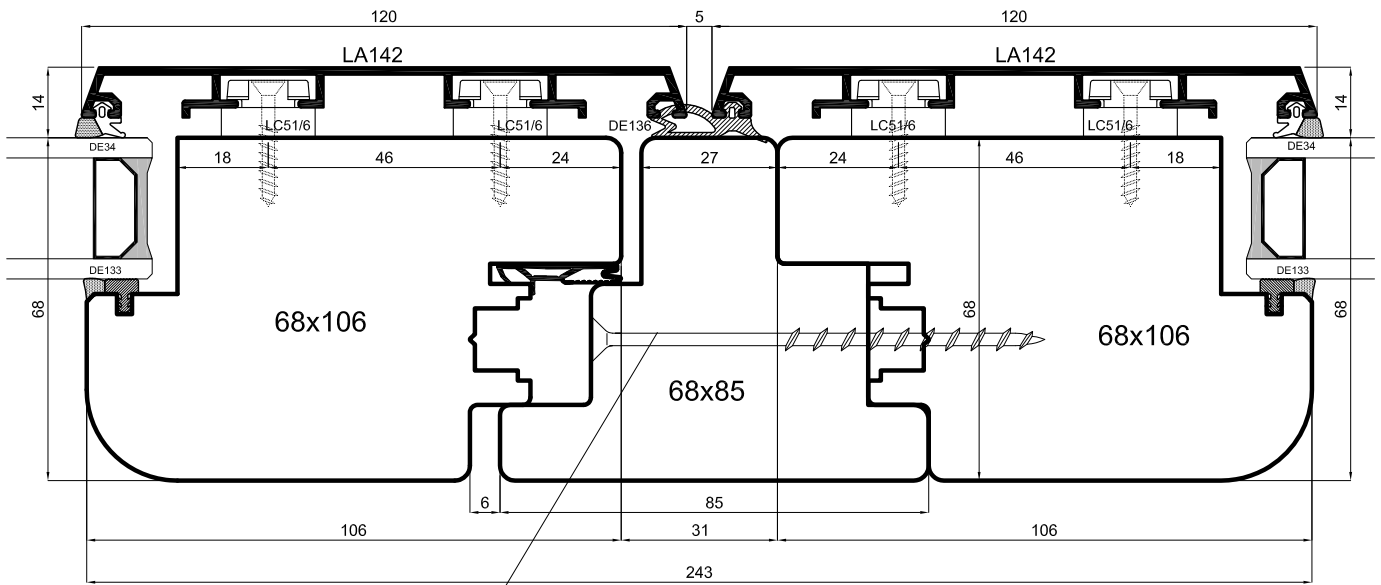


Bold-Line

uniform

Scala -

- ① Sezione verticale serramento con apertura verso l'esterno
- ② Vertikalschnitt Tür nach außen öffnend
- ③ Sección vertical de cerramiento con apertura hacia el exterior
- ④ Coupe verticale fenêtre avec ouverture vers l'extérieur
- ⑤ Vertical section of top-hinged window



Fasi di montaggio:
 1) Chiusura delle clips LC51/6 per bloccaggio telaio alluminio
 2) Montaggio DE136 sul telaio
 3) Montaggio del montantino in legno

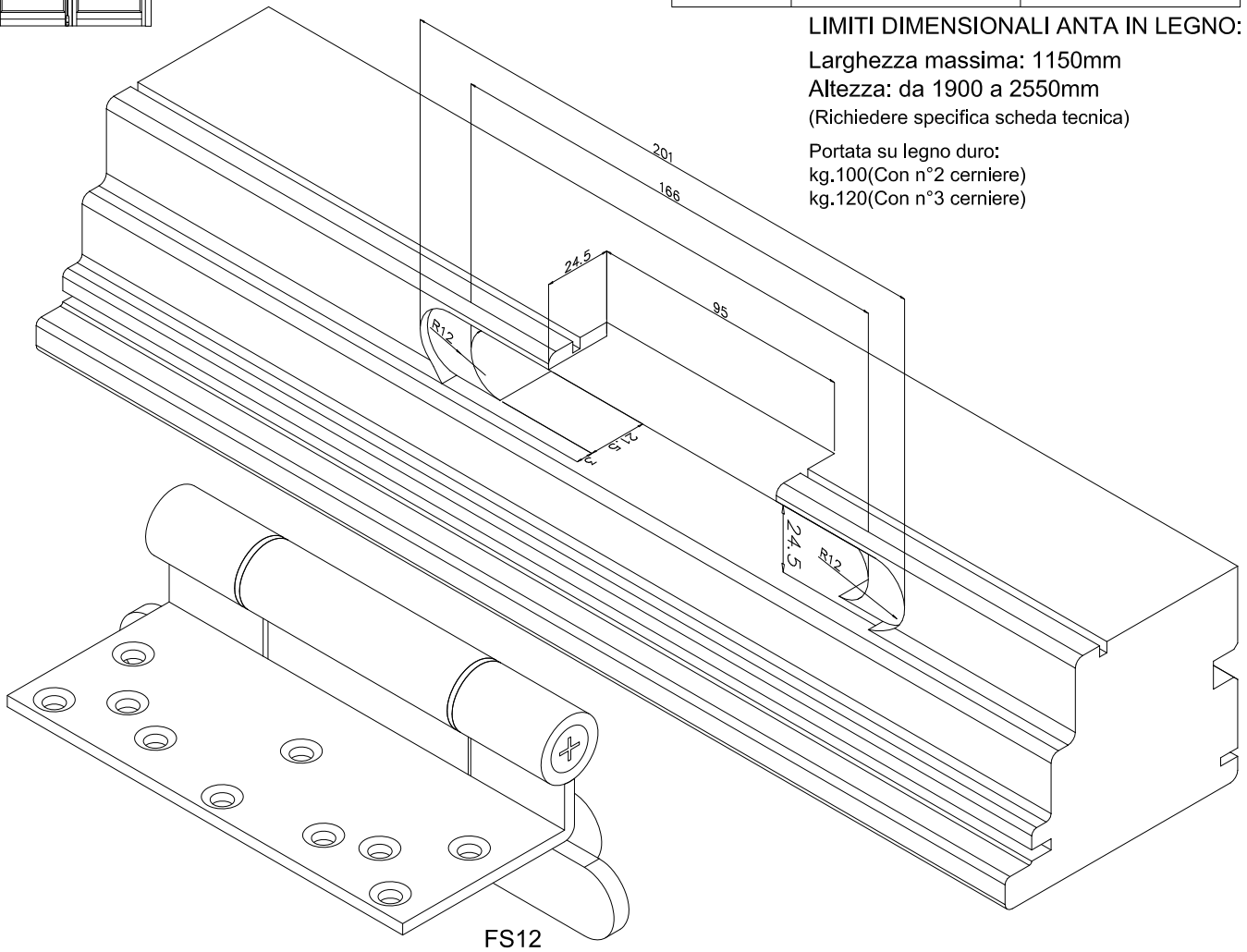


Codice	Descrizione	Materiale/Finitura
FS12 Inox	Cerniera regolabile in 3 direzioni	Acciaio Inox
FS12 9005	Cerniera regolabile in 3 direzioni	Verniciato RAL 9005

LIMITI DIMENSIONALI ANTA IN LEGNO:

Larghezza massima: 1150mm
 Altezza: da 1900 a 2550mm
 (Richiedere specifica scheda tecnica)

Portata su legno duro:
 kg.100 (Con n°2 cerniere)
 kg.120 (Con n°3 cerniere)



Bold-Line



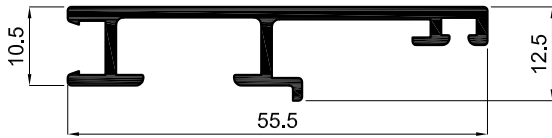
Scala -

- ① Sezione orizzontale chiusura centrale porta con apertura verso l'esterno
- Ⓓ Horizontalschnitt Stulpprofil Tür nach außen öffnend
- Ⓔ Sección horizontal del cierre central de puerta con apertura hacia el exterior
- Ⓕ Coupe horizontal battement central porte-balcon avec ouverture vers l'extérieur
- Ⓢ Horizontal section of the middle clamp with outward opening sash

Indice riepilogo

Index

Profili alluminio telaio <i>Aluminium frame profiles</i>	Pag. 68
Profili alluminio anta <i>Aluminium sash profiles</i>	Pag. 69
Profili alluminio montanti/traversi intermedi telaio <i>Frame mullion and transoms profiles</i>	Pag. 70
Profili alluminio chiusura centrale <i>Profiles for central rebate</i>	Pag. 71
Profili alluminio per zoccolatura porte <i>Bottom sash profiles</i>	Pag. 72
Profili alluminio per montanti/traversi intermedi anta <i>Intermediate rails</i>	Pag. 72
Inglesine in alluminio <i>Georgian bars</i>	Pag. 73
Profili vari in alluminio <i>Various aluminium profiles</i>	Pag. 74-75-76
Istruzioni per l'assemblaggio dei profili in alluminio <i>Assembly instructions</i>	Pag. 77
Clips di fissaggio ed accessori <i>Clips holder</i>	Pag. 86
Guarnizioni <i>Gaskets</i>	Pag. 89
Squadrette <i>Assembly joints</i>	Pag. 94
Attrezzature ed utensili <i>Spare parts and tools</i>	Pag. 96

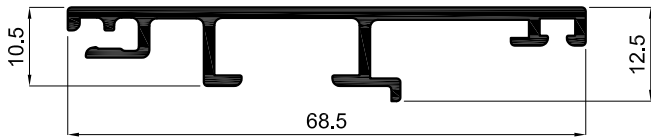


L=55.5mm

LA791

LA791c

con asole per scarico acqua

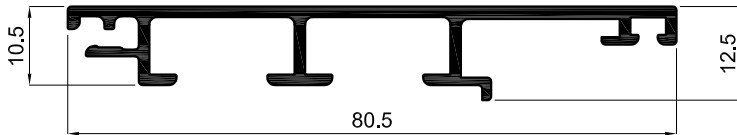


L=68.5mm

LA794

LA794c

con asole per scarico acqua

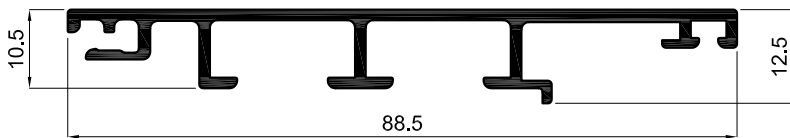


L=80.5mm

LA746

LA746c

con asole per scarico acqua

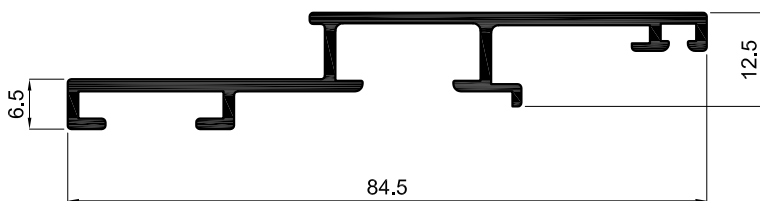


L=88.5mm

LA776

LA776c

con asole per scarico acqua



L=84.5mm

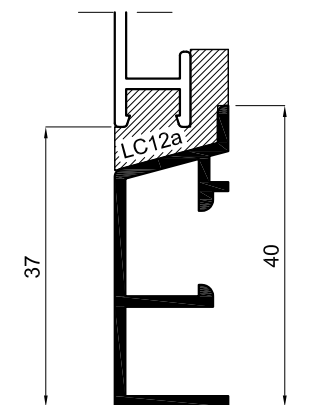
LA883

LA883c

con asole per scarico acqua

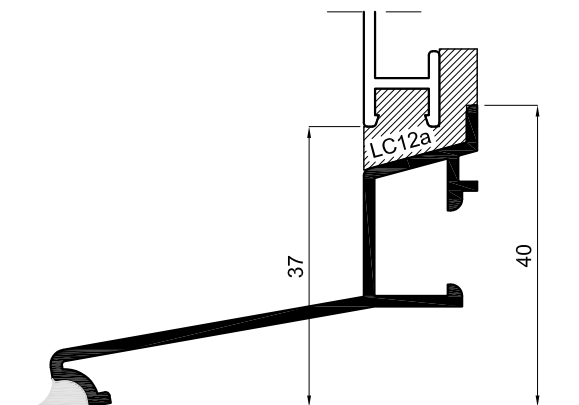
LA162

Terminali in EPDM
LC12A



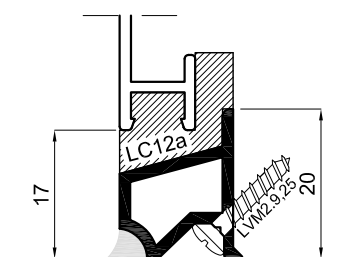
LA163

Terminali in EPDM
LC12A



LA786

Terminali in EPDM
LC12A

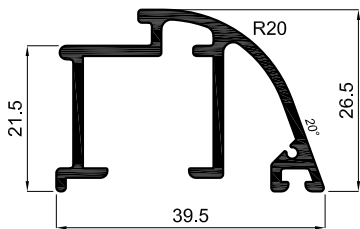


Profili Sistema Bold-Line

uniform

Scala 1:1

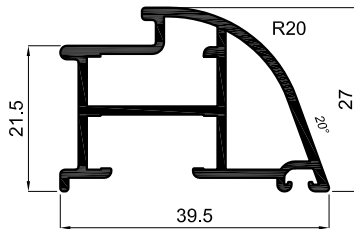
- ① Profili telaio serie Bold-Line
- ⓓ Rahmenprofil für System Bold-Line
- Ⓔ Perfiles del marco serie Bold-Line
- Ⓕ Profils du dormant de la gamme Bold-Line
- Ⓢ Frame profile Bold-Line series



LA1034

L=39.5mm

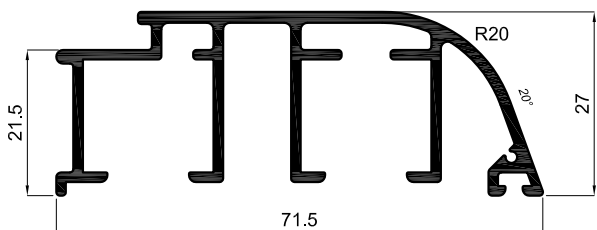
Profilo per anta saldata
Profile to use for welded sash



LA1054

L=39.5mm

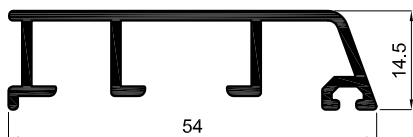
Profilo per anta assemblata
meccanicamente
Profile to use for assembled
sash



LA1035

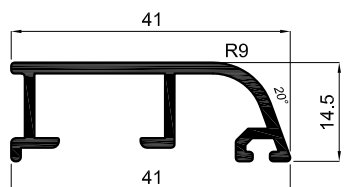
L=71.5mm

Profili per bilico ed apertura esterna



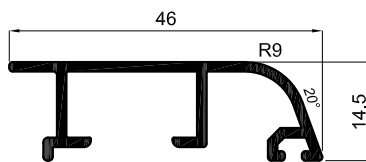
LA176

L=54mm



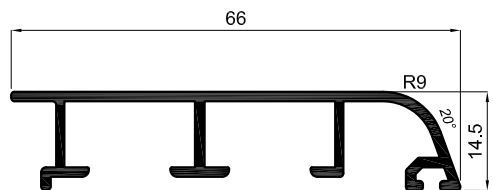
LA283

L=41mm



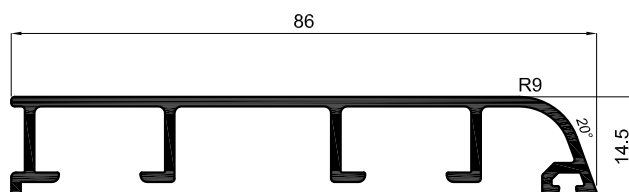
LA863

L=46mm



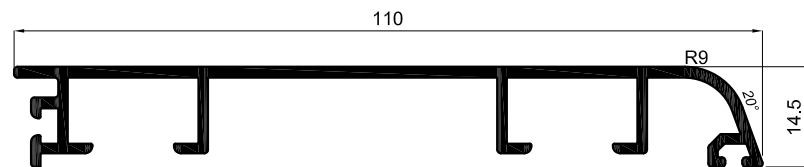
LA808

L=66mm



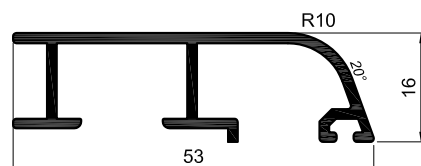
LA834

L=86mm



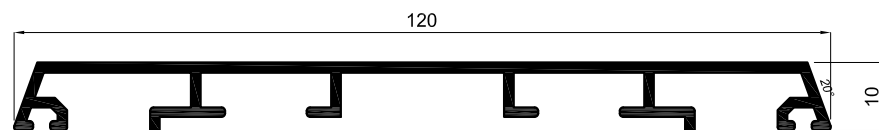
LA282

L=110mm



LA230

L=53mm



LA142

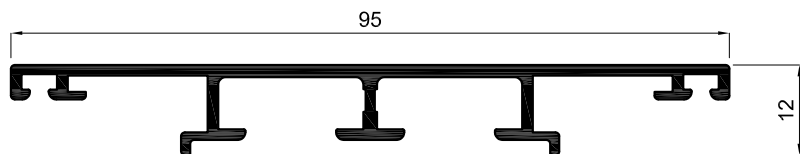
L=120mm

Profili Sistema Bold-Line

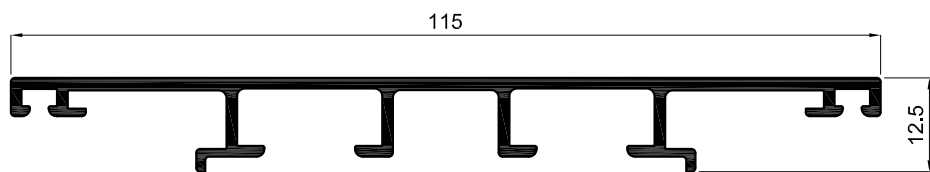
uniform

Scala 0.8:1

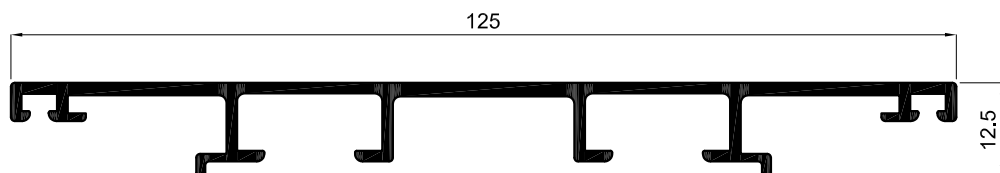
- ① Profili anta in alluminio
- ② Aluflügelprofile
- ③ Perfiles de la hoja en aluminio
- ④ Profils de l'ouvrant en aluminium
- ⑤ Sash profiles in aluminium



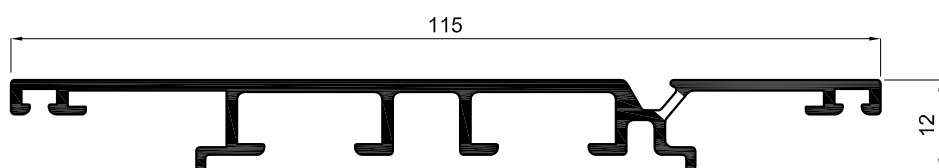
L=95mm LA1021



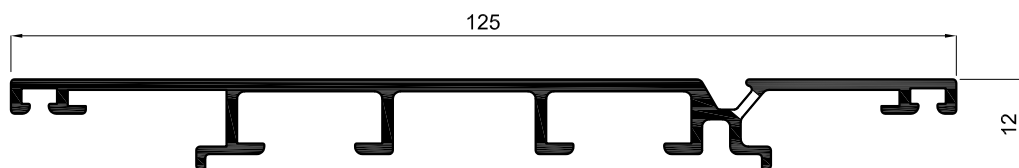
L=115mm LA734



L=125mm LA777



L=115mm LA1022c
con asole per scarico acqua



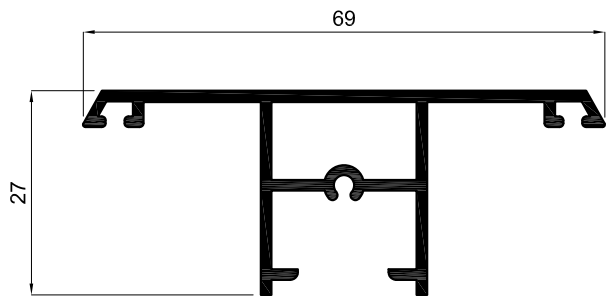
L=125mm LA1023c
con asole per scarico acqua

Profili Sistema Bold-Line

uniform

Scala 1:1

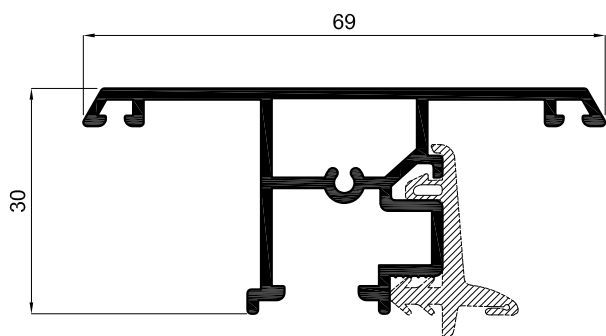
- ① Profili montanti e traversi intermedi telaio
- ② Setzholz und Kämpfer Profil für Rahmen
- ③ Perfiles de los montantes y travesaños intermedios del marco
- ④ Profils montants et traverses intermédiaires du dormant
- ⑤ Profiles for mullions and transoms of the frame



LA870

L=69mm

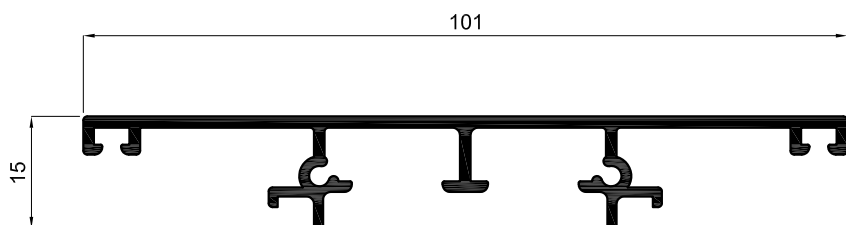
Terminali: LC870/A



LA1032

L=69mm

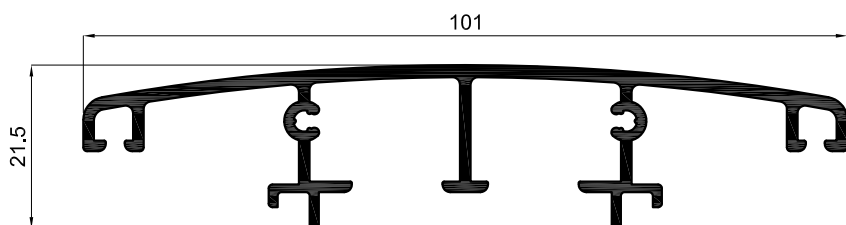
Terminali: LC870/1



LA1033

L=101mm

Terminali: LC1033



LA1036

L=101mm

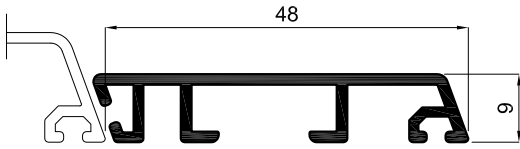
Terminali: LC1036

Profili Sistema Bold-Line

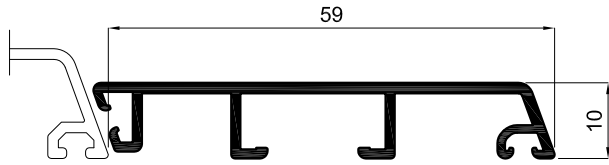
uniform

Scala 1:1

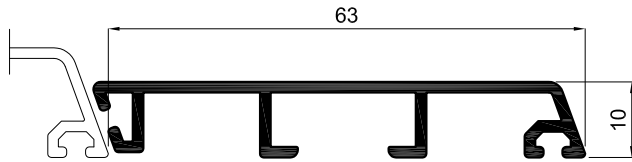
- ① Profili per scambio battuta centrale
- ② Profil für Stulp
- ③ Perfiles para el cierre central
- ④ Profils pour battement central
- ⑤ Profiles for central rebate exchange



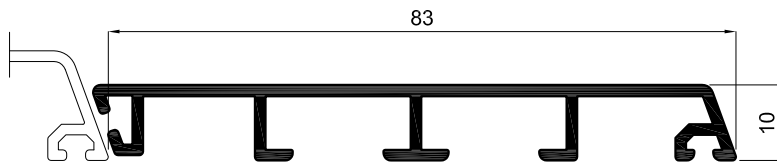
LA316
Modulo=48mm



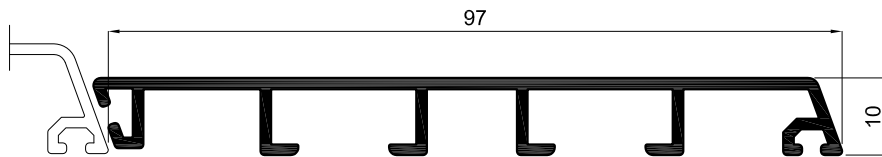
LA811
Modulo=59mm



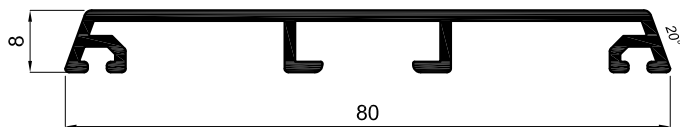
LA191
Modulo=63mm



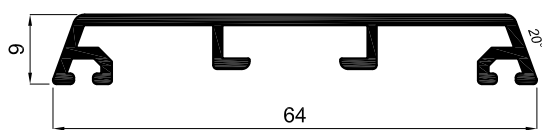
LA898
Modulo=83mm



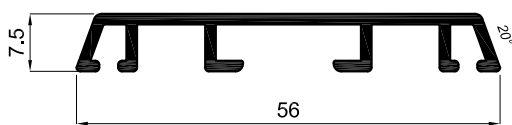
LA204
Modulo=97mm



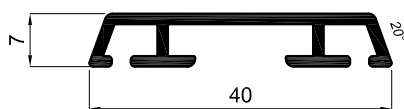
L=80mm LA201



L=64mm LA802



L=56mm LA202



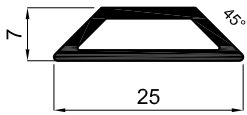
L=40mm LA203

Profili Sistema Bold-Line

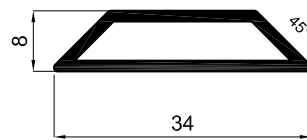
uniform

Scala 1:1

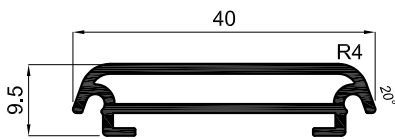
- ① Profili per zoccolatura/profili per traversi intermedi anta
- ⓓ Sochelaufdopplungsprofil für Balkontür / Sprossenprofil für Flügel
- Ⓔ Perfiles para zócalo / Perfiles para travesaños intermedios de la hoja
- ⓕ Profils pour soubassement / Profils pour traverses intermédiaires de l'ouvrant
- Ⓢ Profils for bottom rails of the sash / Profiles for intermediate rails of the sash



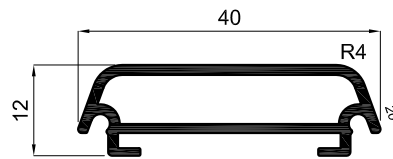
LA137
L=25mm



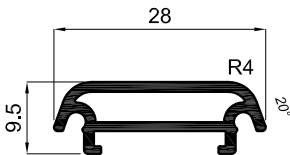
LA198
L=34mm



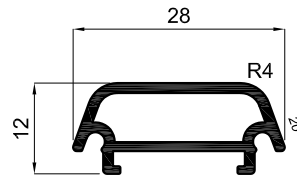
LA244
L=40mm



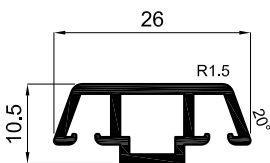
LA245
L=40mm



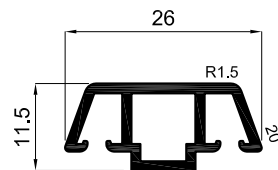
LA246
L=28mm



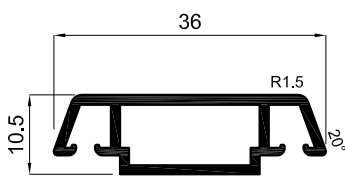
LA243
L=28mm



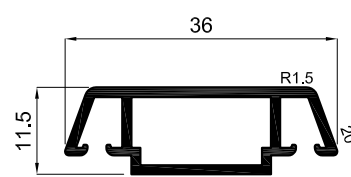
LA803
L=26mm



LA804
L=26mm



LA805
L=36mm



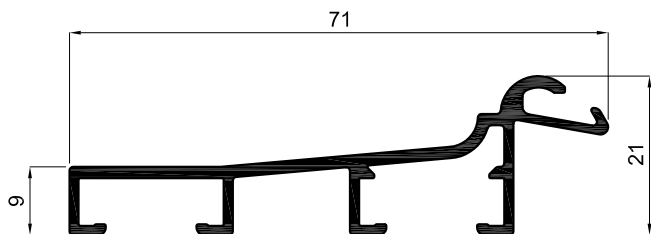
LA806
L=36mm

Profili Sistema Bold-Line

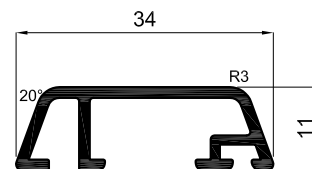
uniform

Scala 1:1

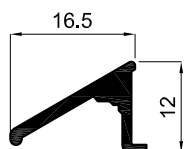
- ① Profili traversi intermedi anta
- ② Sprossenprofil für Flügel
- ③ Perfiles para travesaños intermedios de la hoja
- ④ Profils pour traverses intermédiaires de l'ouvrant
- ⑤ Profils for intermediate rails of the sash



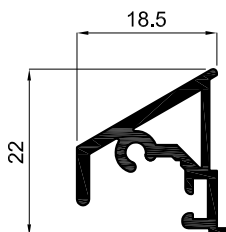
LA269
L=71mm



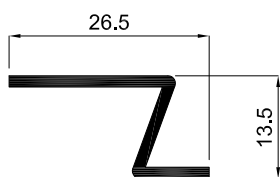
LA1062
Squadretta per
assemblaggio:
LS119
L=34mm



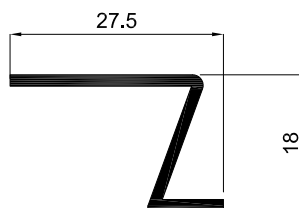
LA837
L=16.5mm



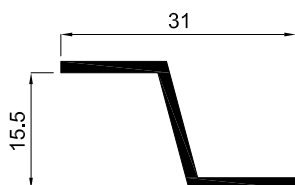
LA742 Terminali LC742
L=18.5mm



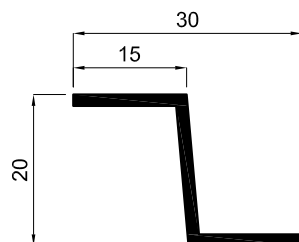
LA156
L=26.5mm



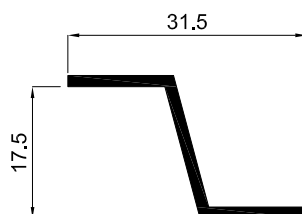
LA156/18
L=27.5mm



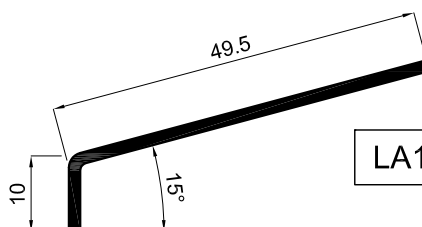
LA157/15
L=31mm



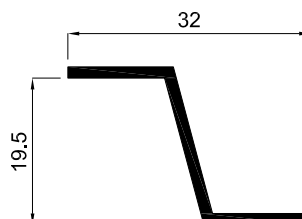
LA144
L=30mm



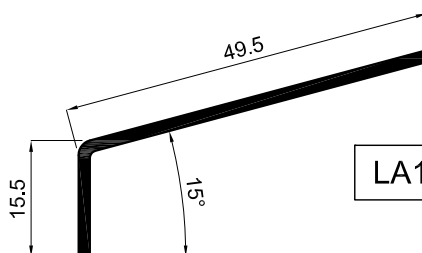
LA157/17
L=31.5mm



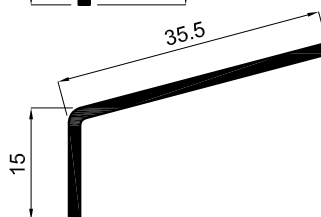
LA1077



LA157/19
L=32mm



LA1079



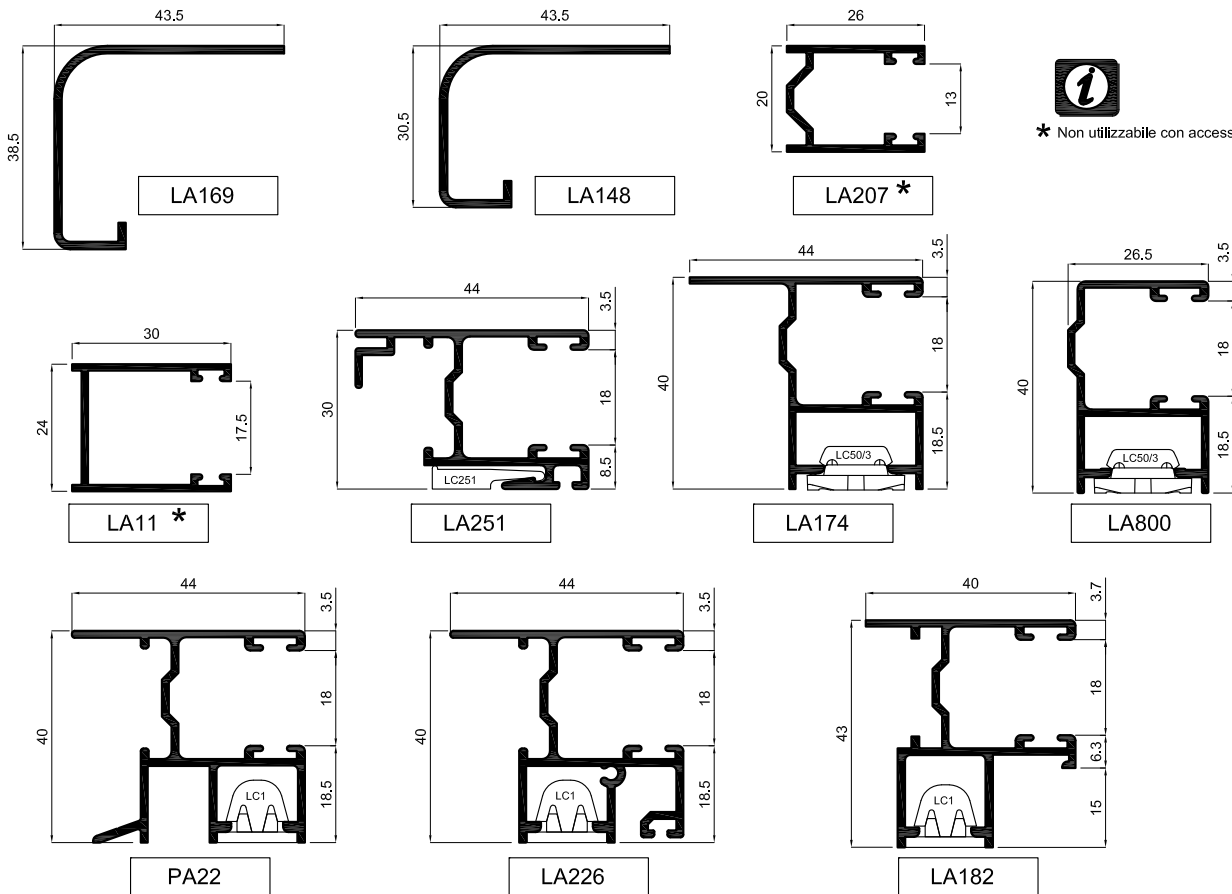
LA1080

Profili vari

uniform

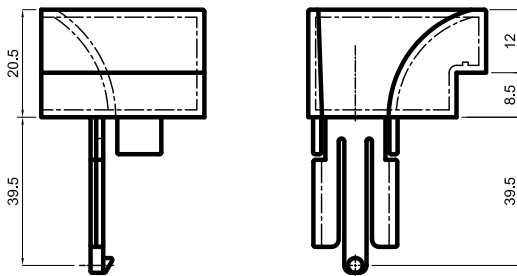
Scala 1:1

- ① Profili vari
- ② Verschiedene Profile
- ③ Perfiles varios
- ④ Autres profils
- ⑤ Various aluminium profiles

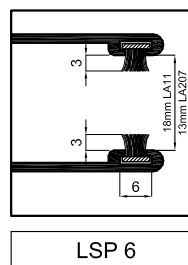
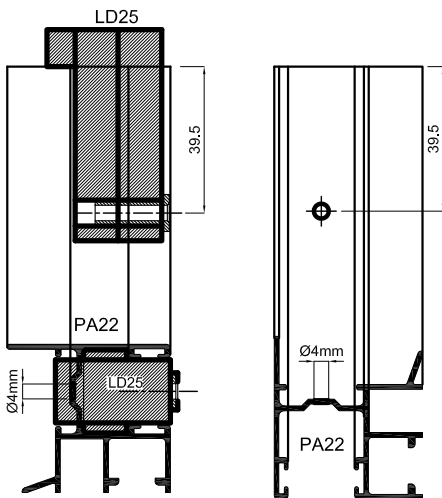
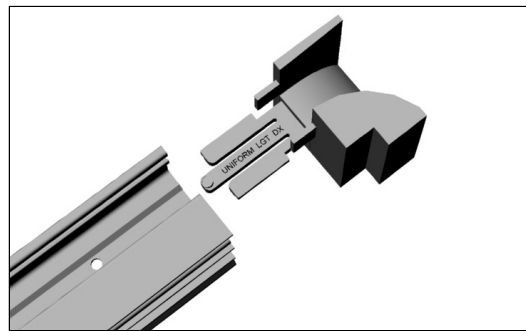


* Non utilizzabile con accessorio LGT

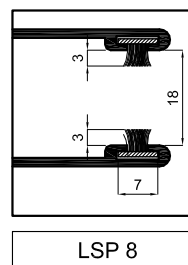
Terminale LGT per guide avvolgibili



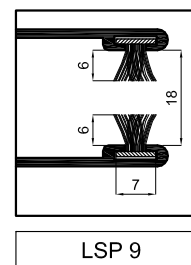
Eseguire foro Ø4mm a 39,5mm con dima LD25



LSP 6
Guarnizione a spazzolino
MATERIALE: Nylon
COLORE: Nero
PROFILO: LA11-LA207



LSP 8
Guarnizione a spazzolino
MATERIALE: Nylon
COLORE: Nero
PROFILO: LA182-LA226-LA251-PA22-LA800



LSP 9
Guarnizione a spazzolino
MATERIALE: Nylon
COLORE: Nero
PROFILO: LA182-LA226-LA251-PA22-LA800

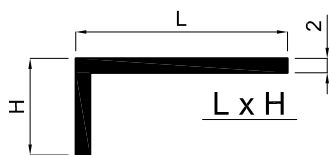
Profili vari

uniform

Scala 0.7:1

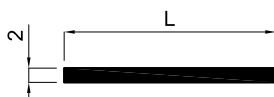
- ① Guide per avvolgibili, terminali e guarnizioni a spazzolino
- ② Rolladenführungen, Endstücke und Bürstendichtungen
- ③ Perfiles guía de persiana y accesorios
- ④ Coulisses volets roulants, embouts et joints à brosse
- ⑤ Guides for roller blinds, terminals and brush-gaskets

PROFILI ANGOLARI (Alluminio)



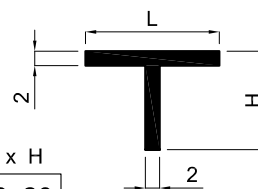
A10x10	A50x20
A15x15	A50x30
A20x10	A60x20
A20x20	A60x30
A25x15	A60x40
A30x15	A80x15
A30x20	A80x20
A30x30	A100x20
A40x15	
A40x20	
A40x40	
A50x15	

PROFILI PIANI (Alluminio)



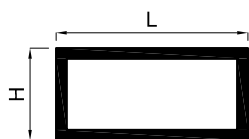
	P30x2	P60x2
P20x2	P40x2	P80x2
P25x2	P50x2	P100x2

PROFILI a " T " (Alluminio)



TT20x20
TT40x15

PROFILI TUBOLARI (Alluminio)



L x H	L x H	L x H
T20x20	T30x15	T30x20
T40x20		

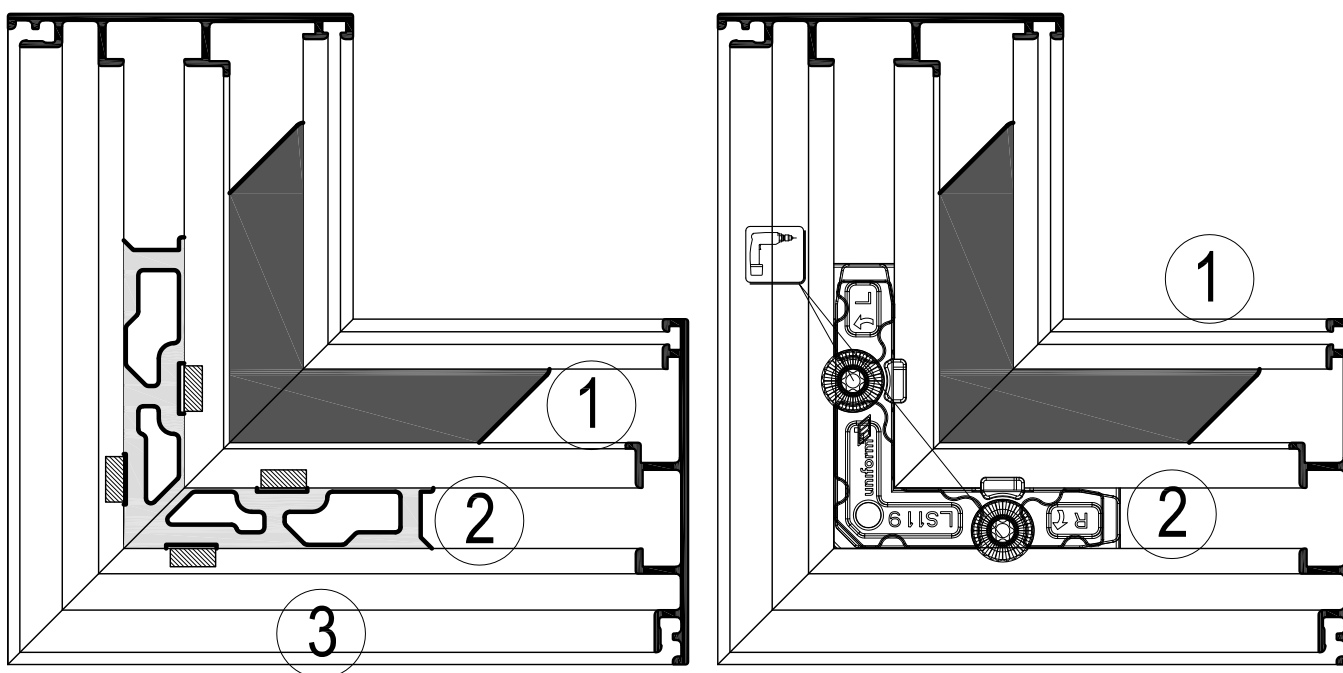
Profili vari

uniform

Scala 1:1

- ① Profili in alluminio
- Ⓓ Aluminiumprofile
- Ⓔ Perfiles en aluminio
- Ⓕ Profils en aluminium
- Ⓖ Aluminium profiles

TELAI IN ALLUMINIO SISTEMA Bold-Line
Aluminum profiles



LEGENDA:

Caption



Ⓐ Squadretta per allineamento da incollare
Alignment joint



Ⓒ Squadretta da cianfrinare

Processed with pneumatic crimping press



Ⓥ Squadretta per assemblaggio a vite

Screwing joint

Telai in alluminio sistema Bold-Line
Aluminum profiles Bold-Line system

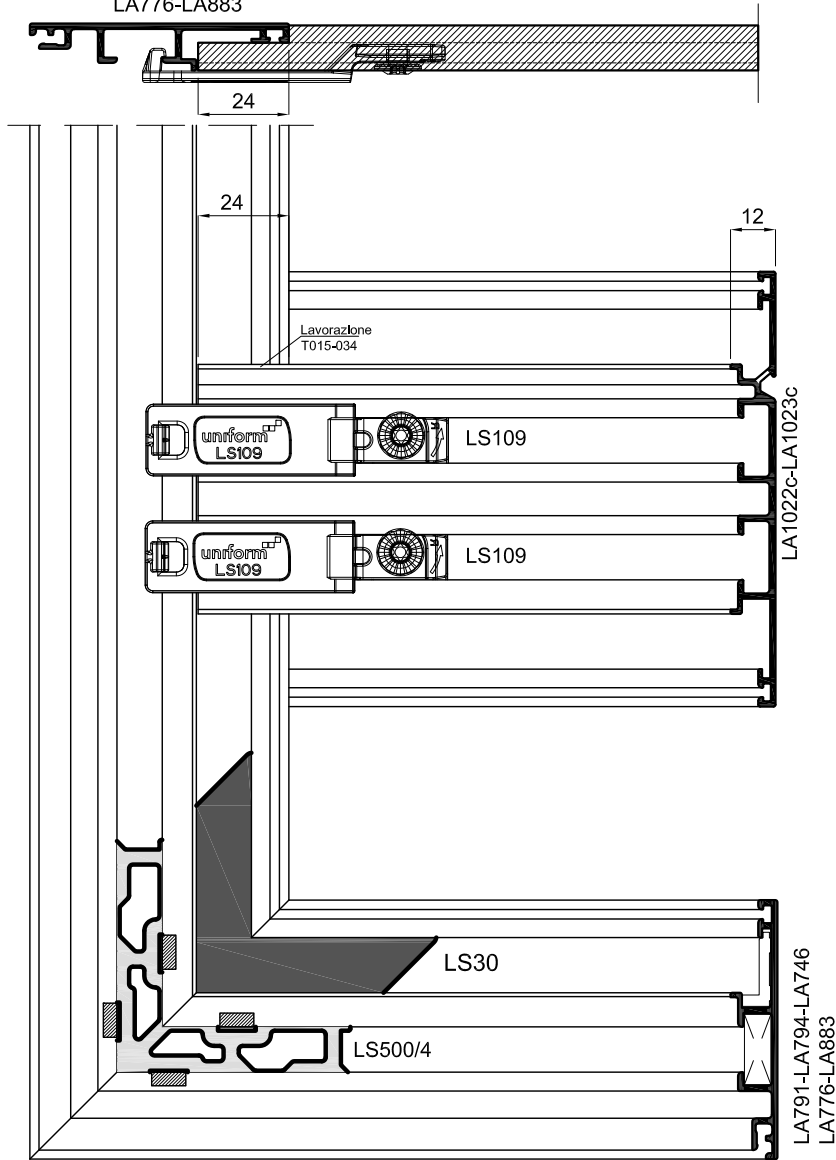
Profilo / Profile	Cianfrinatrice / Crimping machine	Slitta / Sledge	Supporto slitta / Support of the sledge	Portapunzoni / Punches platform	Punzoni / Punches	Spessore superiore / Upper spacer	1 Squadretta 1 / Joint 1	Tipo / Type	2 Squadretta 2 / Joint 2	Tipo / Type	3 Squadretta 3 / Joint 3	Tipo / Type	4 Squadretta 4 / Joint 4	Tipo / Type	Squadretta a vite per 45° (in sostituzione sq. Tipo "C") / Screwable joint for 45° corners (replacing type "C" joints)	Squadretta a vite per fuorisquadra (in sostituzione sq. Tipo "C") / Screwable joint for oblique corners (replacing type "C" joints)
LA746	LACV-98	LAC SL15	-	MVX42603	LAPZ UNI	LAC SP2,5	LS30	A	LS500/4	C	LS500/4	C	-	-	LS119	LS96
LA776	LACV-98	LAC SL15	-	MVX42603	LAPZ UNI	LAC SP2,5	LS30	A	LS500/4	C	LS500/4	C	-	-	LS119	LS96
LA791	LACV-98	LAC SL15	-	MVX42603	LAPZ UNI	LAC SP2,5	LS30	A	LS500/4	C	-	-	-	-	LS119	LS96
LA794	LACV-98	LAC SL15	-	MVX42603	LAPZ UNI	LAC SP2,5	LS30	A	LS500/4	C	-	-	-	-	LS119	LS96
LA883	LACV-98	LAC SL15	LAC SS181	MVX42603	LAPZ UNI	LAC SP2,5	LS30	A	LS500/4	C	LS22	A	-	-	LS119	LS96

Assemblaggi Sistema Bold-Line

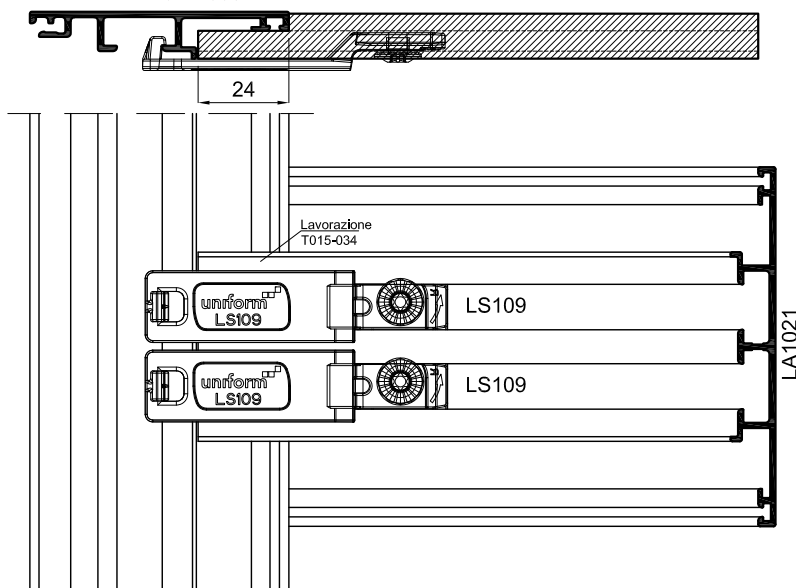
uniform

- Ⓘ Profili serie Bold-Line
- Ⓙ Profil für System Bold-Line
- Ⓚ Perfiles serie Bold-Line
- Ⓛ Profils de la gamme Bold-Line
- Ⓜ Profile Bold-Line series

LA791-LA794-LA746
LA776-LA883



LA791-LA794-LA746
LA776-LA883

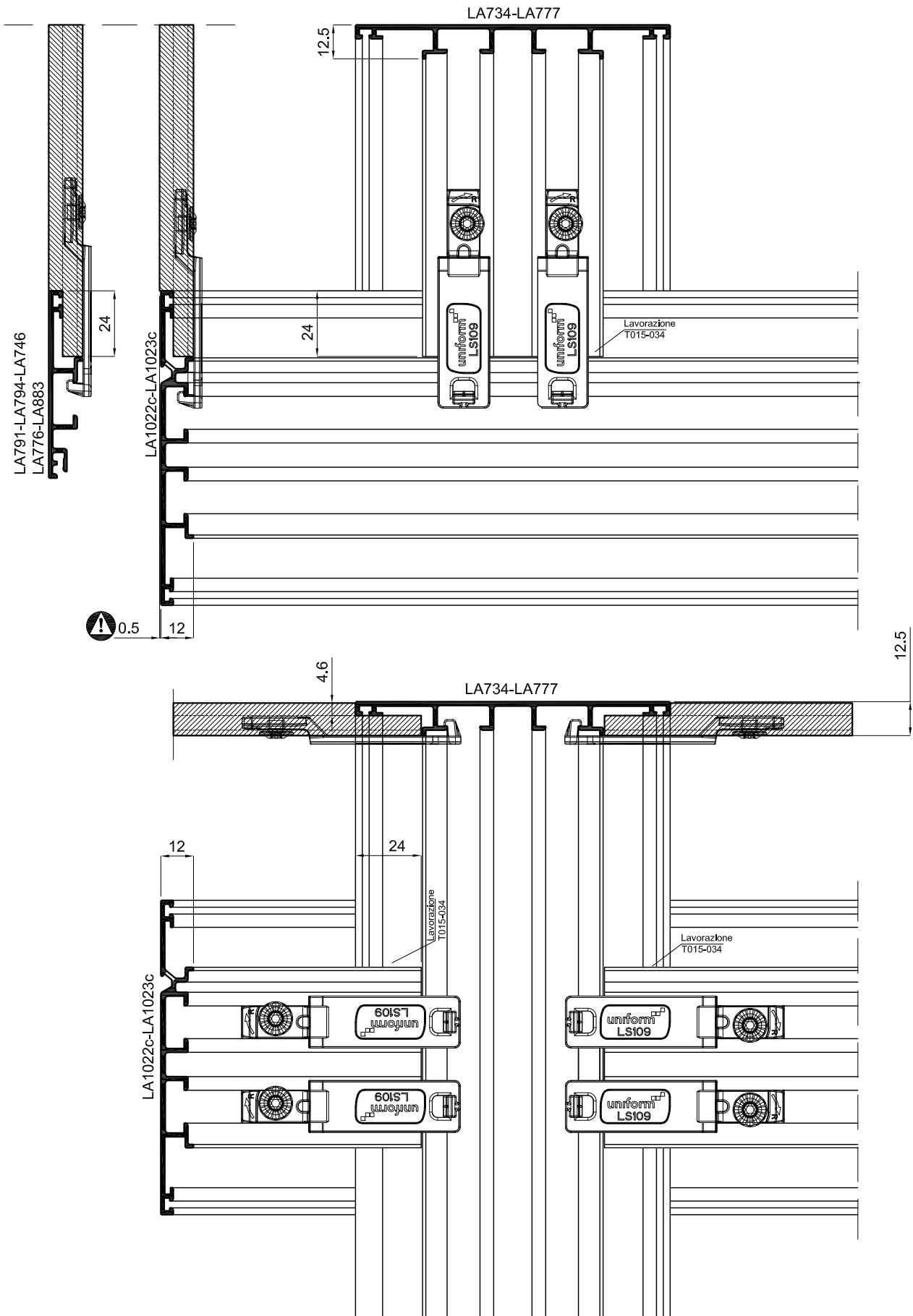


Assemblaggi Sistema Bold-Line

uniform

Scala 1:2

- ① Profili serie Bold-Line
- ⓓ Profil für System Bold-Line
- ⓔ Perfiles serie Bold-Line
- ⓕ Profils de la gamme Bold-Line
- Ⓢ Profile Bold-Line series



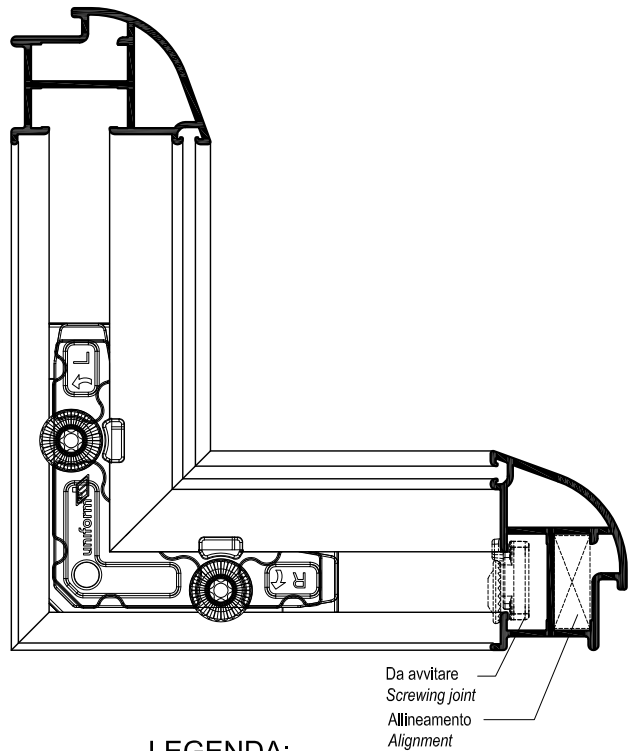
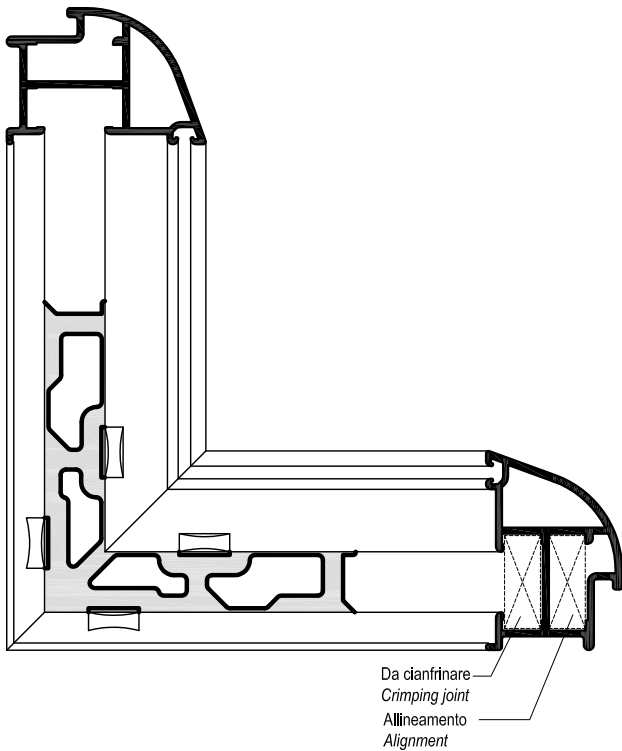
Assemblaggi Sistema Bold-Line

uniform

Scala 1:2

- ① Profili serie Bold-Line
- ② Profil für System Bold-Line
- ③ Perfiles serie Bold-Line
- ④ Profils de la gamme Bold-Line
- ⑤ Profile Bold-Line series

PROFILI ANTA IN ALLUMINIO SISTEMA Bold-Line
Alumium Sash profiles Bold-Line system



LEGENDA:
Caption



Ⓐ Squadretta per allineamento da incollare
Alignment joint



Ⓒ Squadretta da cianfrinare
Processed with pneumatic crimping press



Ⓥ Squadretta per assemblaggio a vite
Screwing joint

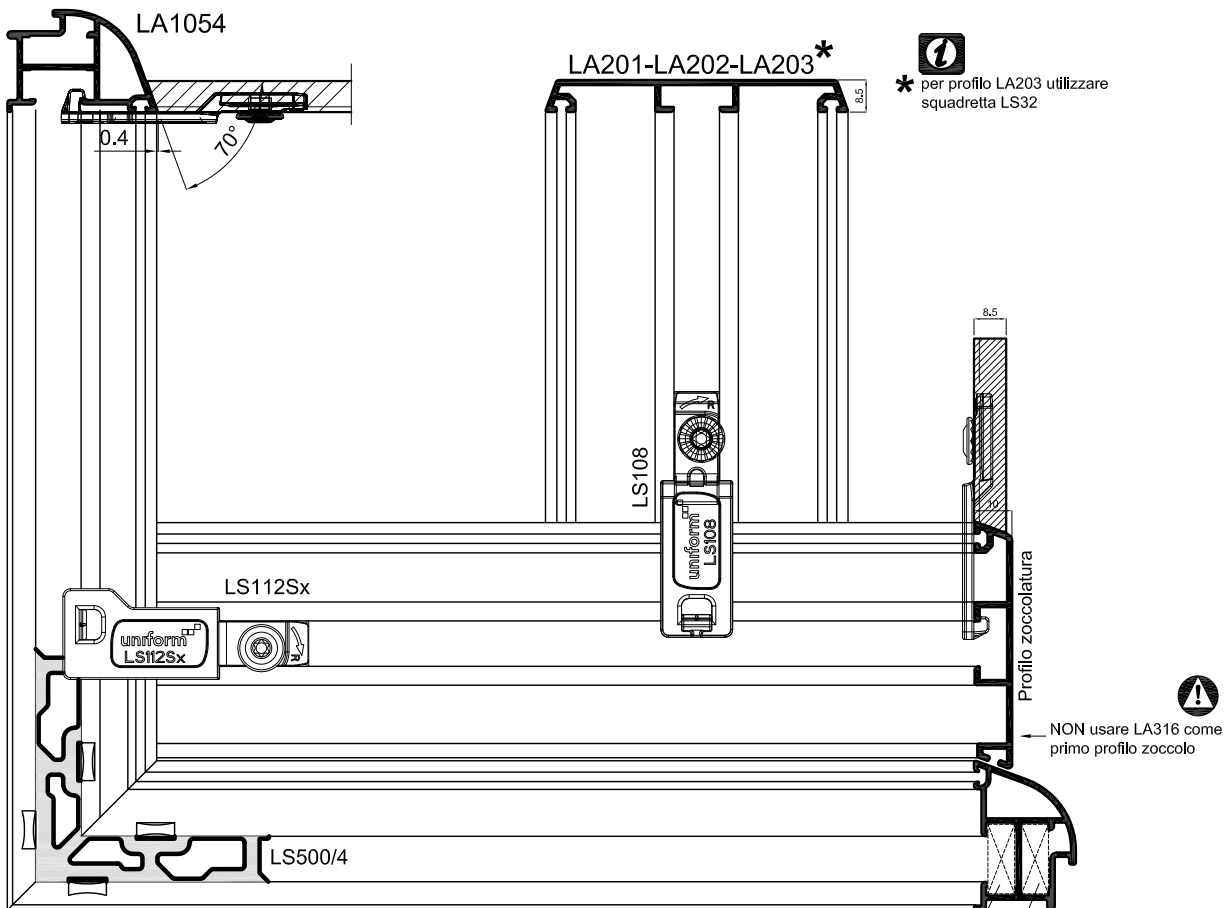
Ante in alluminio sistema Bold-Line
Alumium sash profiles Bold-Line system

Profilo / Profile	Cianfrinatrice / Crimping machine	Slitta / Sledge	Supporto slitta / Support of the sledge	Portapunzoni / Punches platform	Punzoni / Punches	Spessore superiore / Upper spacer	① Squadretta 1 / Joint 1 Tipo / Type	② Squadretta 2 / Joint 2 Tipo / Type	③ Squadretta 3 / Joint 3 Tipo / Type	④ Squadretta 4 / Joint 4 Tipo / Type	Squadretta a vite per 45° (in sostituzione sq. Tipo "C") / Screwable joint for 45° corners (replacing type "C" joints) Squadretta a vite per fuorisquadra (in sostituzione sq. Tipo "C") / Screwable joint for oblique corners (replacing type "C" joints)			
LA142	LACV-98	LAC SL15	-	MVX42603	LAPZ UNI	-	LS3	C	LS3	C	-	LS119	LS96	
LA282	LACV-98	LAC SL15	-	MVX42603	LAPZ UNI	LAC SP4,5	LS500/9	C	LS500/9	C	-	LS119	LS96	
LA834	LACV-98	LAC SL15	-	MVX42603	LAPZ UNI	LAC SP4,5	LS500/9	C	LS500/9	C	-	LS119	LS96	
LA1035	LACV-98	LACSL10	LAC SS477	MVX42603	LAPZ UNI	LAC SP10	LS20	A	LS500/13	C	LS500/13	C	LS119	LS96
LA1054	LACV-98	LACSL-10	LAC SS477	MVX42603	LAPZ UNI	LAC SP11	LS500/4	A	LS500/4	C	-	LS119	LS96	

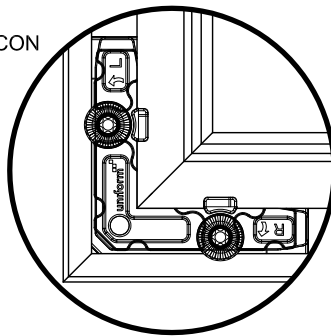
Assemblaggi Sistema Bold-Line

uniform

- Ⓘ Profili serie Bold-Line
- Ⓙ Profil für System Bold-Line
- Ⓚ Perfiles serie Bold-Line
- Ⓛ Profils de la gamme Bold-Line
- Ⓜ Profile Bold-Line series



VARIANTE:ASSEMBLAGGIO CON SQUADRETTA A VITE LS119

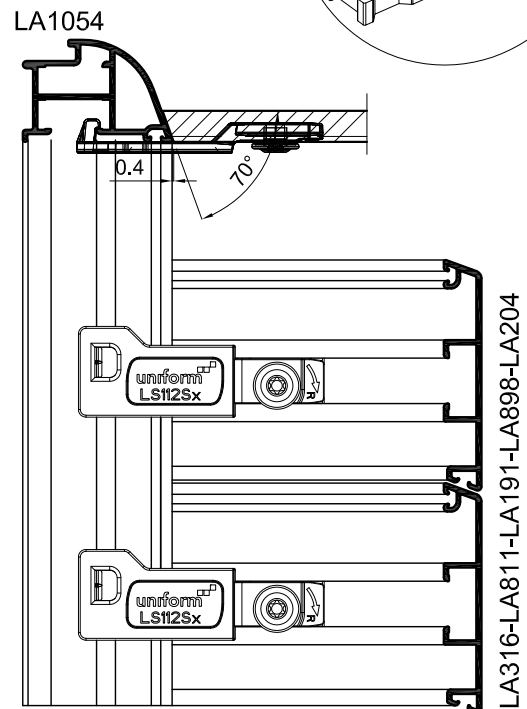
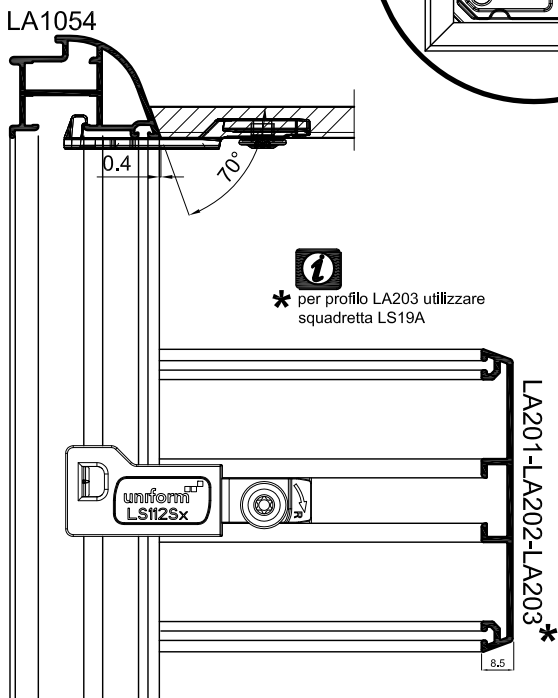
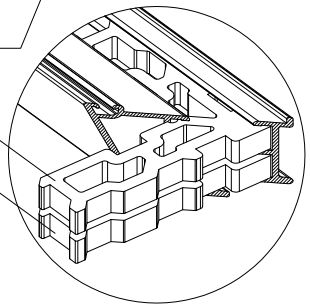


Da cianfrinare
Crimping joint

Allineamento
Alignment

Da cianfrinare
Crimping joint

Allineamento
Alignment

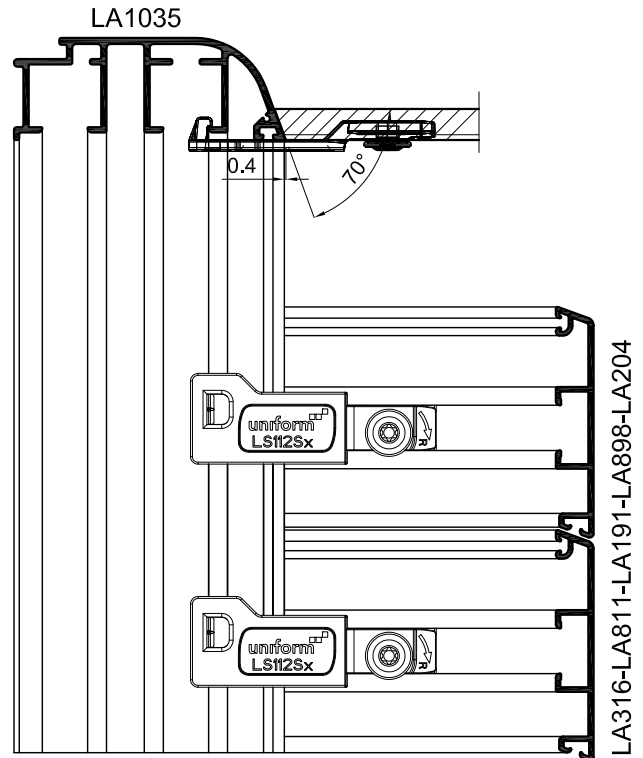
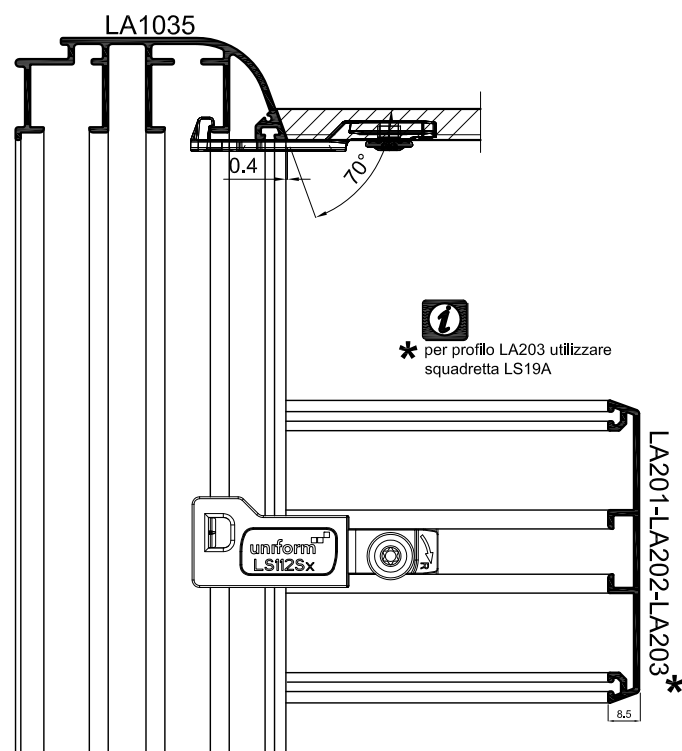
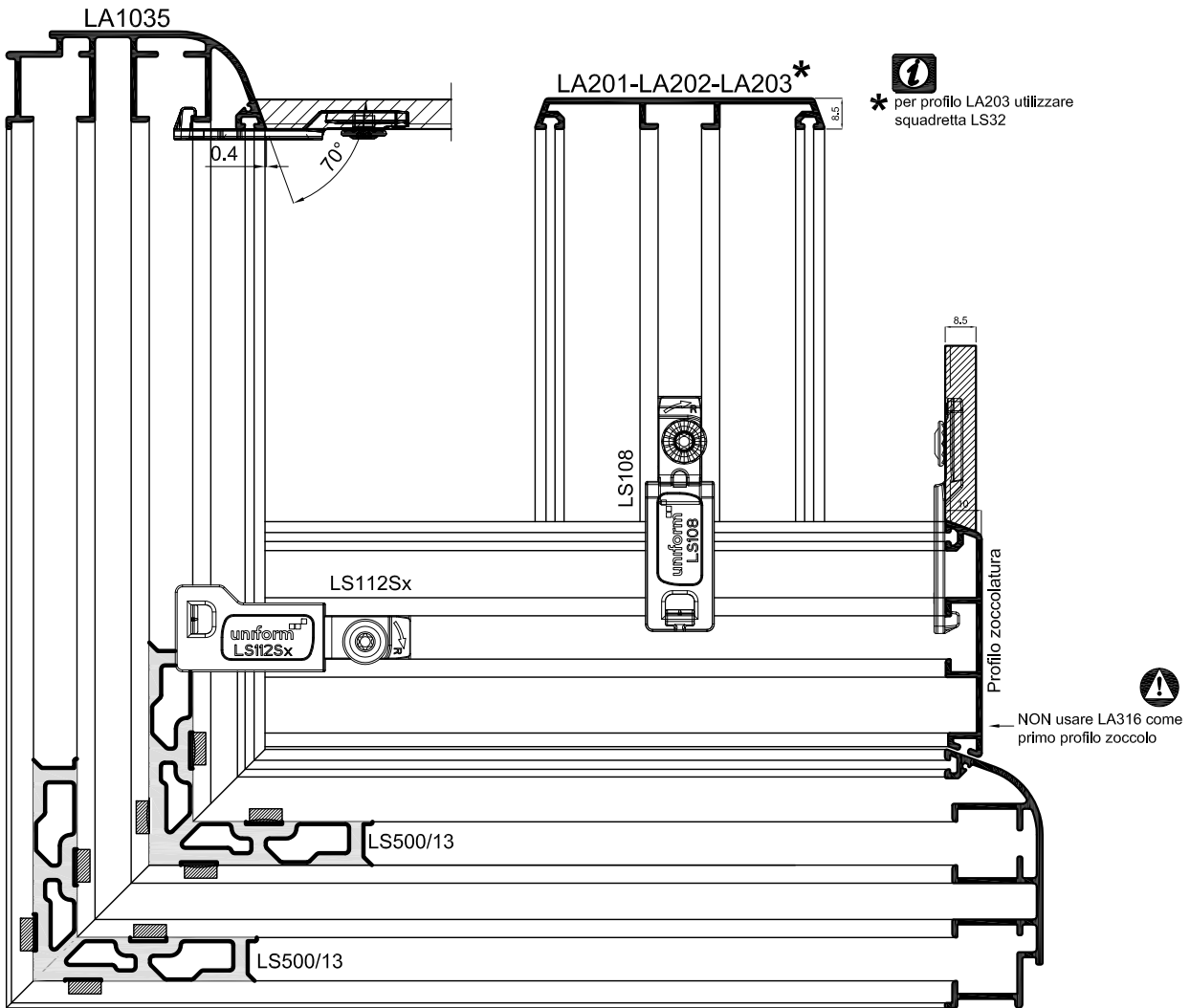


Assemblaggi Sistema Bold-Line

uniform

Scala 1:2

- ① Profili serie Bold-Line
- ⓓ Profil für System Bold-Line
- Ⓔ Perfiles serie Bold-Line
- Ⓕ Profils de la gamme Bold-Line
- Ⓢ Profile Bold-Line series

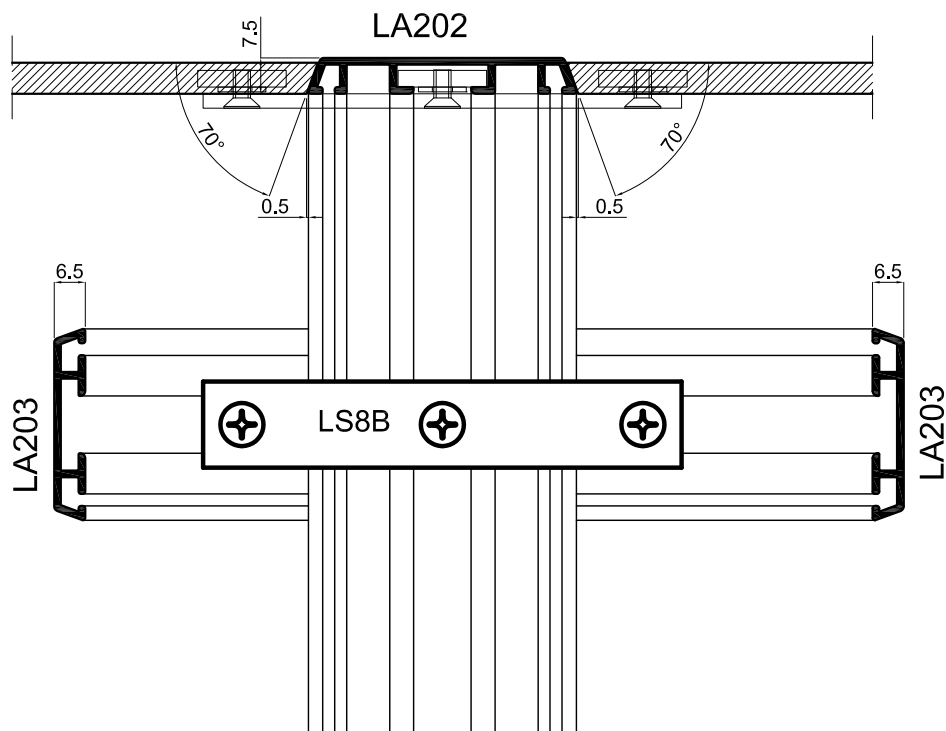
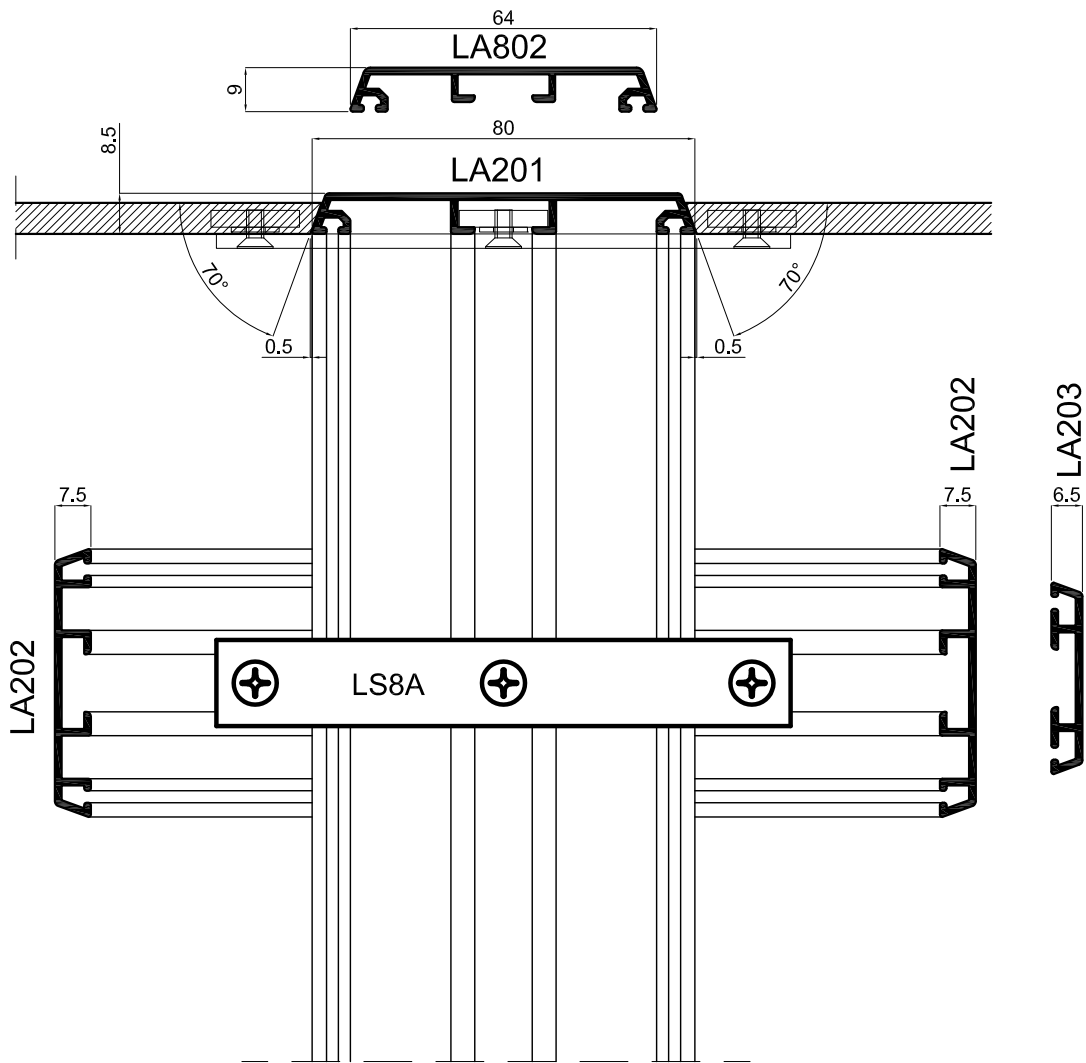


Assemblaggi Sistema Bold-Line

uniform

Scala 1:2

- ① Profili serie Bold-Line
- ⓓ Profil für System Bold-Line
- Ⓔ Perfiles serie Bold-Line
- ⓕ Profils de la gamme Bold-Line
- Ⓢ Profile Bold-Line series

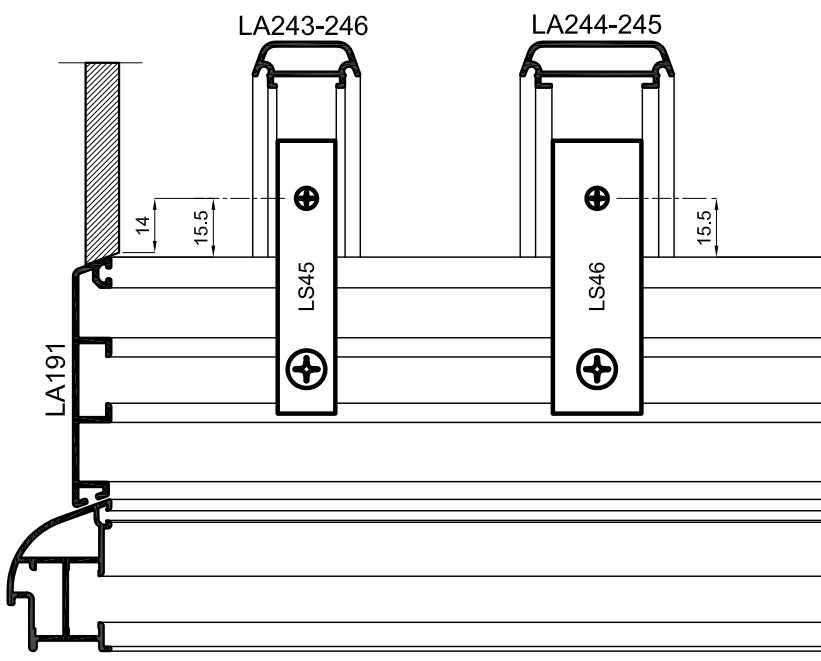
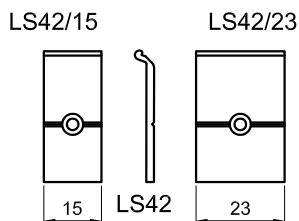
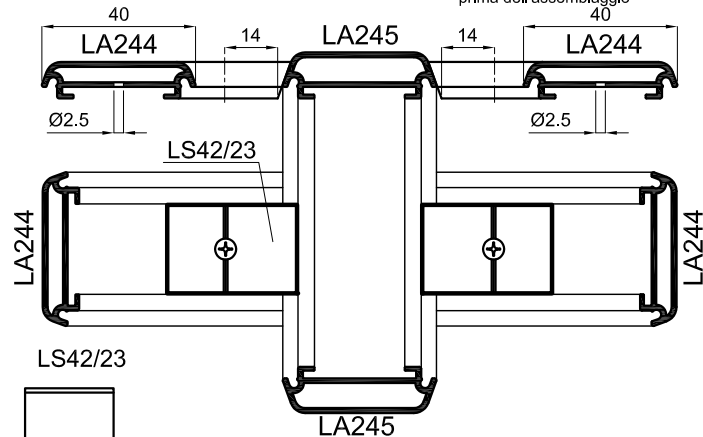
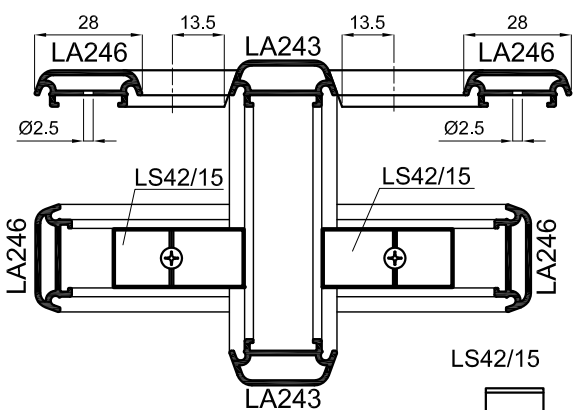
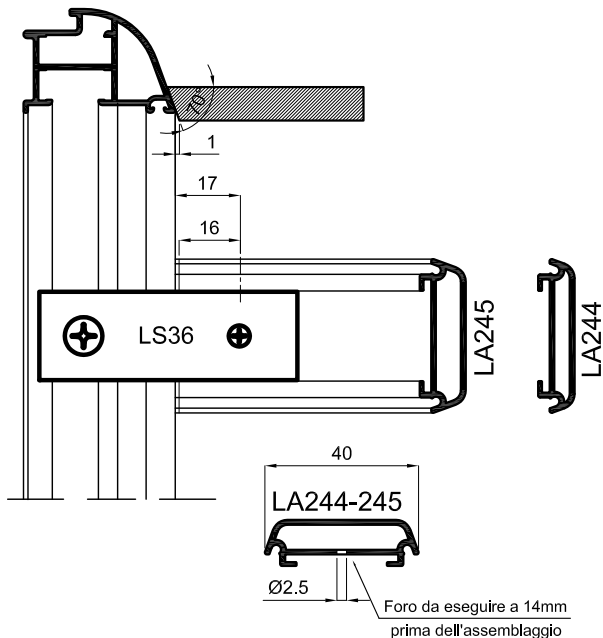
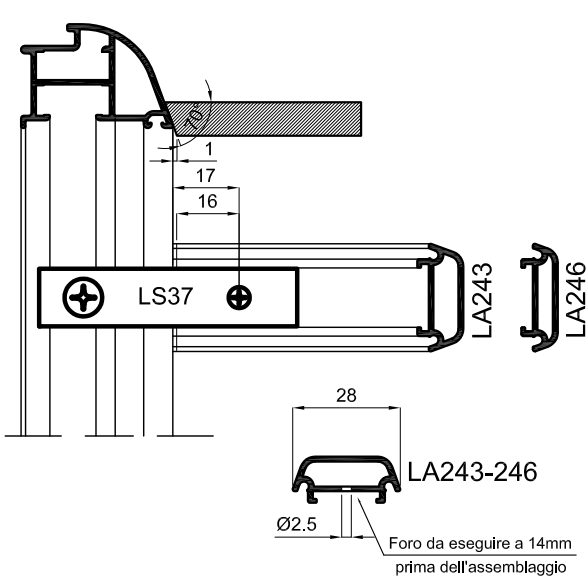


Assemblaggi Sistema Bold-Line

uniform 

Scala 1:2

- ① Profili serie Bold-Line
- ② Profil für System Bold-Line
- ③ Perfiles serie Bold-Line
- ④ Profils de la gamme Bold-Line
- ⑤ Profile Bold-Line series

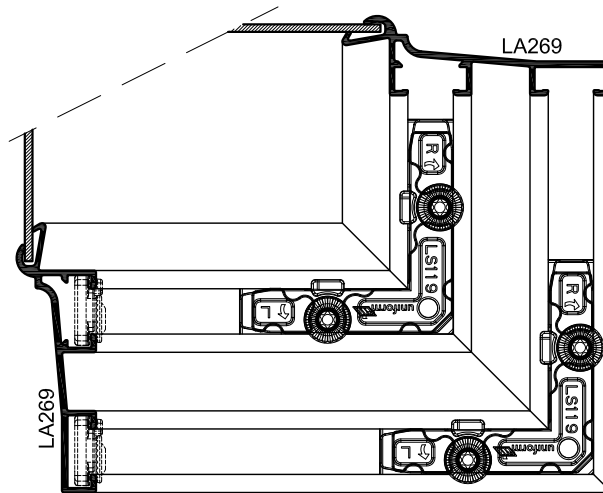
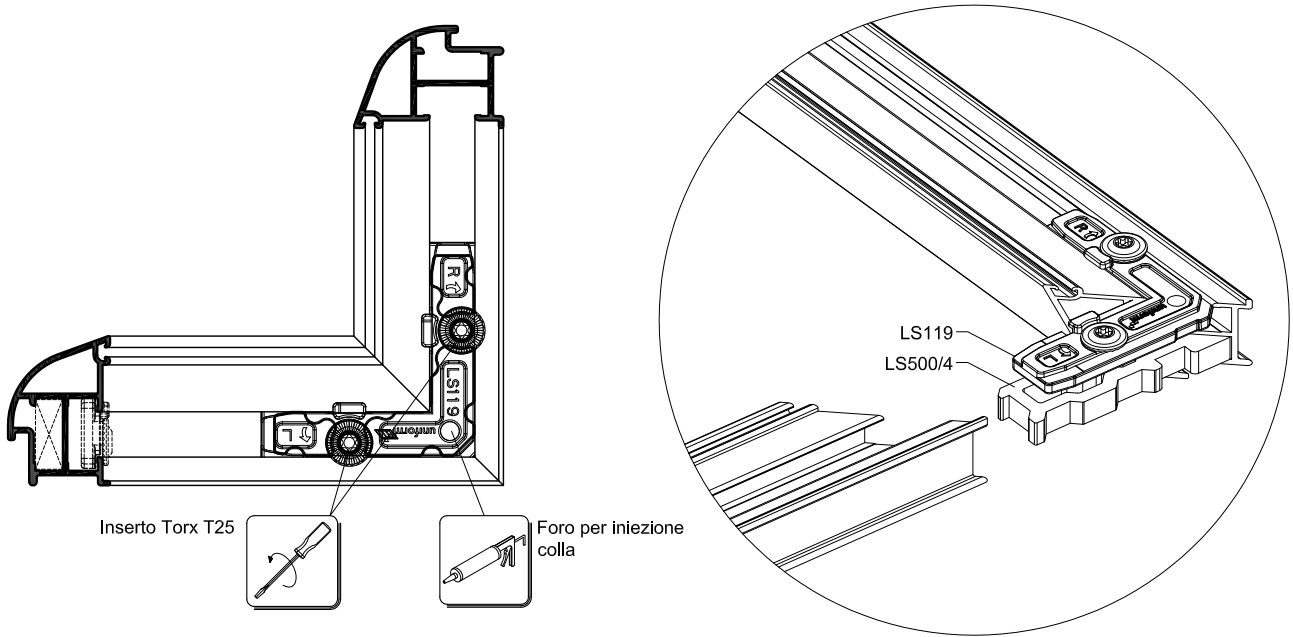


Assemblaggi Sistema Bold-Line

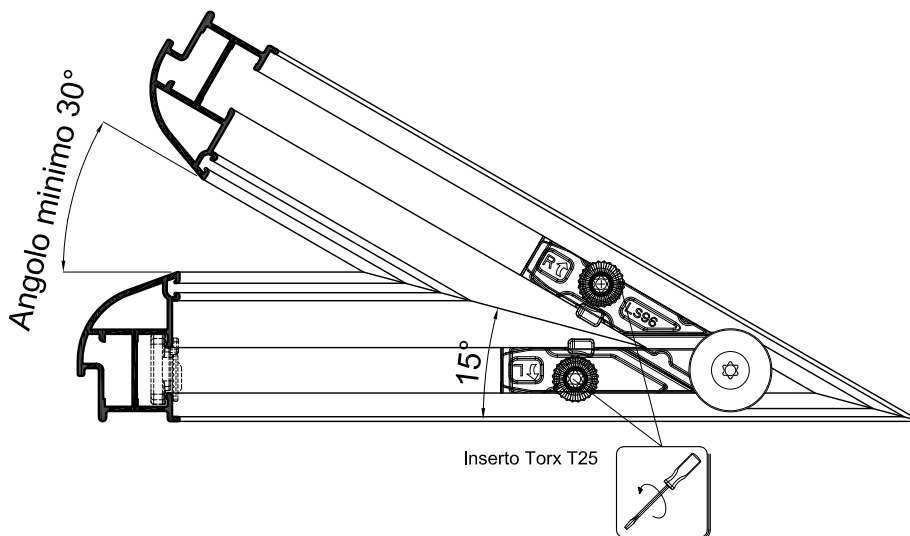
uniform

- ① Profili serie Soft-Line
- ⓓ Profil für System Soft-Line
- ⓔ Perfiles serie Soft-Line
- ⓕ Profils de la gamme Soft-Line
- Ⓢ Profile Soft-Line series

LS119: Squadretta per l'assemblaggio a vite dei profili a 45°



LS96: Squadretta per l'assemblaggio a vite dei profili con angolo fuori squadra

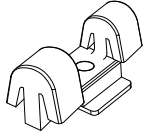
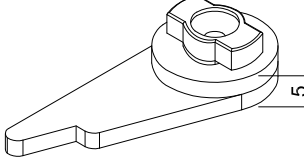
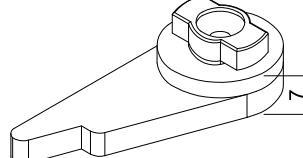
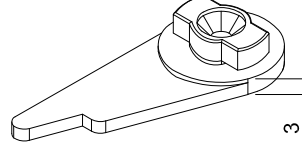
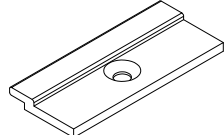
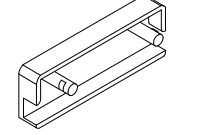
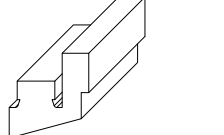
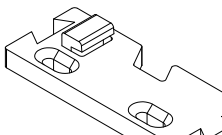
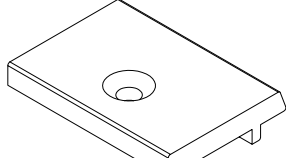
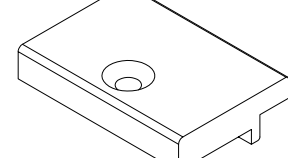
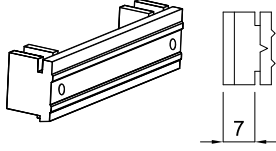
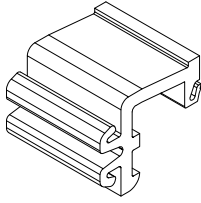
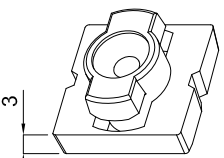
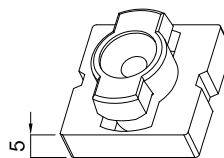
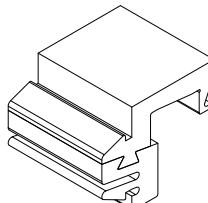
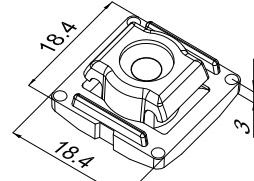
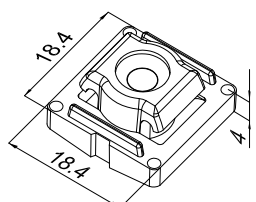
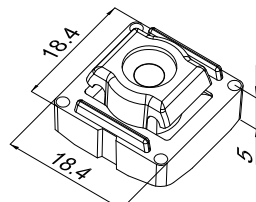
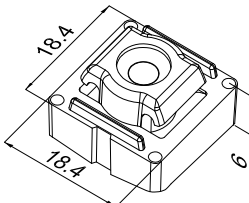
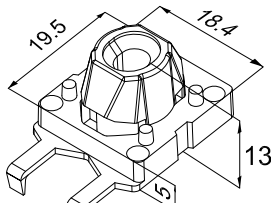


Assemblaggi Sistema Bold-Line

uniform

Scala 1:2

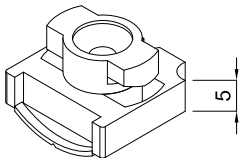
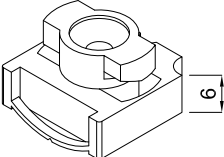
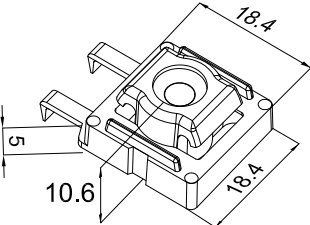
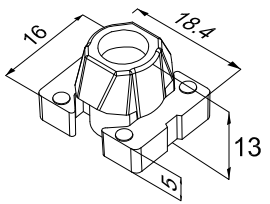
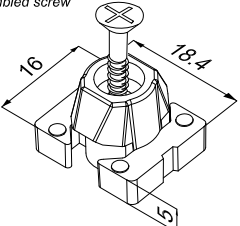
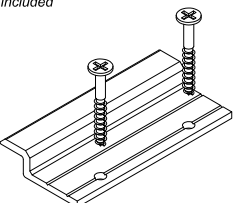
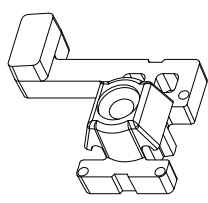
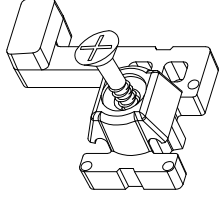
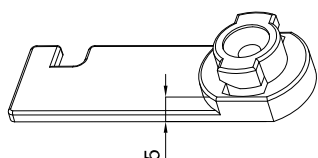
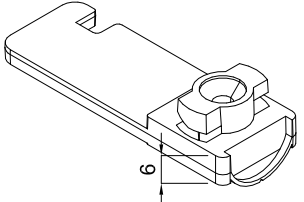
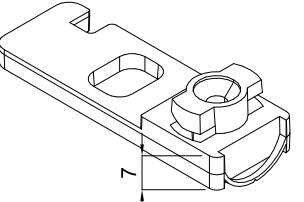
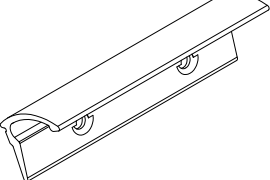
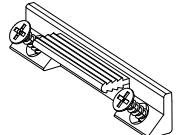
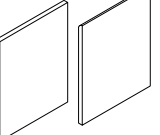
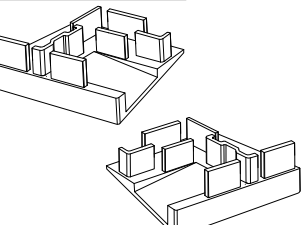
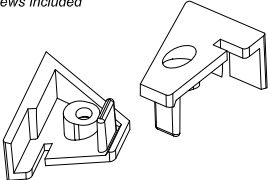
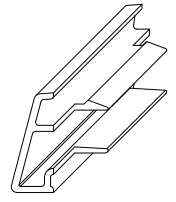
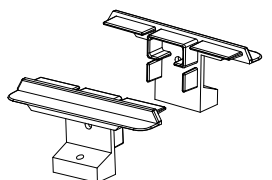
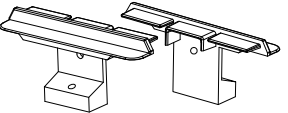
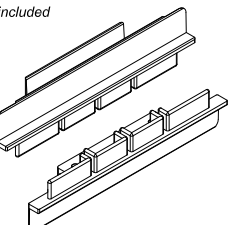
- ① Assemblaggi speciali
- ② Besondere Eckwinkel
- ③ Escuadras especial
- ④ Equerres spécial
- ⑤ Special assembly

<p>LC1 Confezione/Package: 100 pz. / 1000 pz.</p>  <p>Materiale/Material: Nylon Colore/Colour: Bianco/white Clip a scatto da avvitare/Snap clip</p>	<p>LC4 Confezione/Package: 300 pz. / 1000 pz. / 3000 pz.</p>  <p>Materiale/Material: Nylon Colore/Colour: Nero/Black Clip a vite girevole/Pivot clip</p>	<p>LC4/7 Confezione/Package: 300 pz.</p>  <p>Materiale/Material: Nylon Colore/Colour: Nero/Black Clip a vite girevole/Pivot clip</p>	<p>LC5 Confezione/Package: 100 pz.</p>  <p>Materiale/Material: Nylon Colore/Colour: Nero/Black Clip a vite girevole/Pivot clip</p>
<p>LC7 Confezione/Package: 150 pz.</p>  <p>Materiale/Material: Nylon Colore/Colour: Nero/Black Clip a scatto/Clip holder</p>	<p>LC11 Confezione/Package: 100 pz.</p>  <p>Materiale/Material: ABS Colore/Colour: Nero-Bianco/Black-White Terminale per scarico acqua/Water drainage slot water</p>	<p>LC12A Confezione/Package: 50 pz.</p>  <p>Materiale/Material: EPDM Colore/Colour: Nero/Black Terminale laterale/End cap</p>	<p>LC19 Confezione/Package: 100 pz.</p>  <p>Materiale/Material: Nylon Colore/Colour: Nero/Black Clip a scatto/Holder</p>
<p>LC22 Confezione/Package: 100 pz.</p>  <p>Materiale/Material: Nylon Colore/Colour: Nero/Black Fermo per vetro/Glass support</p>	<p>LC22A Confezione/Package: 100 pz.</p>  <p>Materiale/Material: Nylon Colore/Colour: Nero/Black Fermo per vetro/Glass support</p>	<p>LC23/7 Confezione/Package: 100 pz.</p>  <p>Materiale/Material: EPDM Colore/Colour: Nero/Black Tappo per LA883/End cap</p>	<p>LC25 Confezione/Package: 50 pz. / 200 pz. / 1000 pz.</p>  <p>Materiale/Material: Resina Acetalica Colore/Colour: Bianco/White Clip a scatto senza vite/Snap clip without screws</p>
<p>LC26/3 Confezione/Package: 300 pz.</p>  <p>Materiale/Material: POM Colore/Colour: Nero/Black Clip a vite girevole/Pivot clip</p>	<p>LC26/5 Confezione/Package: 300 pz.</p>  <p>Materiale/Material: POM Colore/Colour: Nero/Black Clip a vite girevole/Pivot clip</p>	<p>LC31A Confezione/Package: 1000 pz.</p>  <p>Materiale/Material: Nylon Colore/Colour: Nero/Black Clip a scatto senza vite/Snap clip without screws</p>	<p>LC50/3 Confezione/Package: 300 pz.</p>  <p>Materiale/Material: Resina Acetalica Colore/Colour: Bianco/White Clip a scatto/Snap clip</p>
<p>LC50/4 Confezione/Package: 300 pz.</p>  <p>Materiale/Material: Resina Acetalica Colore/Colour: Bianco/White Clip a scatto/Snap clip</p>	<p>LC50/5 Confezione/Package: 300 pz.</p>  <p>Materiale/Material: Resina Acetalica Colore/Colour: Bianco/White Clip a scatto/Snap clip</p>	<p>LC50/6 Confezione/Package: 300 pz.</p>  <p>Materiale/Material: Resina Acetalica Colore/Colour: Bianco/White Clip a scatto/Snap clip</p>	<p>LC50/A Confezione/Package: 300 pz. / 3500 pz.</p>  <p>Materiale/Material: Resina Acetalica Colore/Colour: Bianco/White Clip a scatto/Snap clip</p>

Accessori e clips

uniform

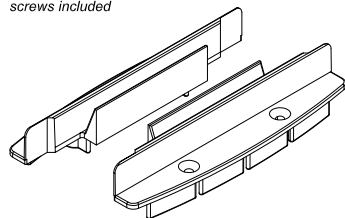
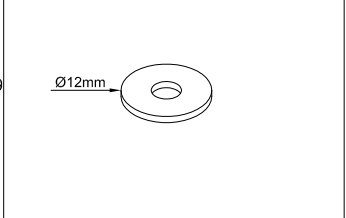
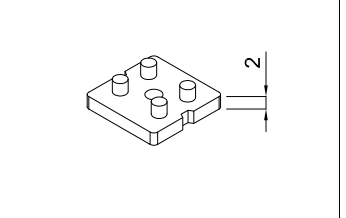
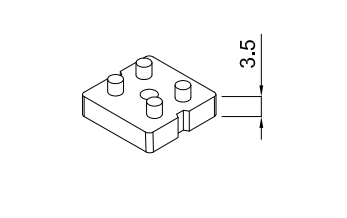
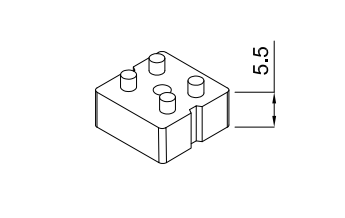
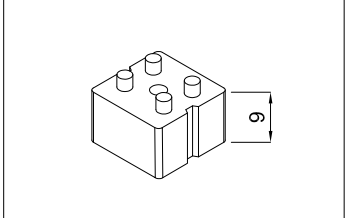
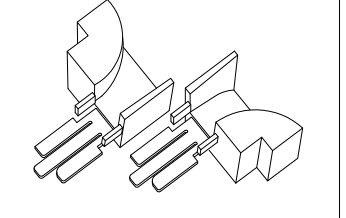
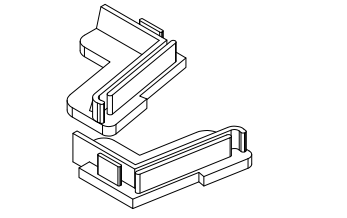
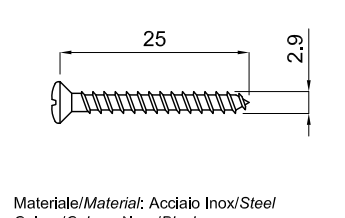
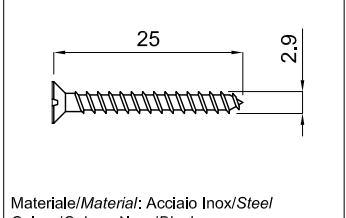
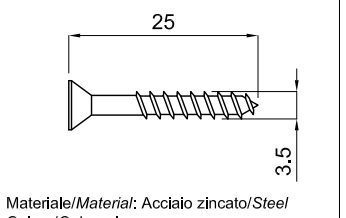
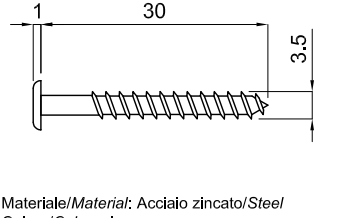
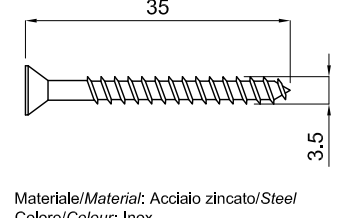
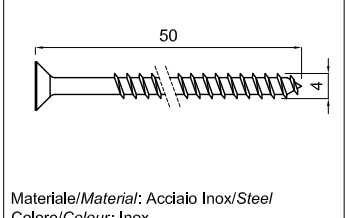
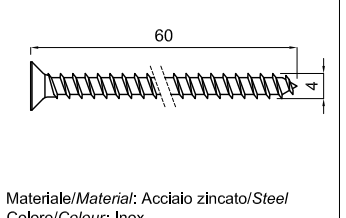
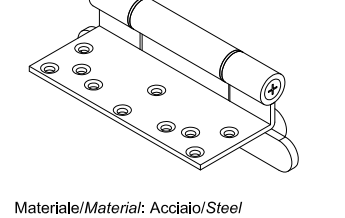
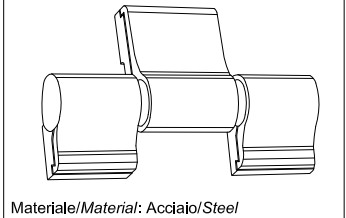
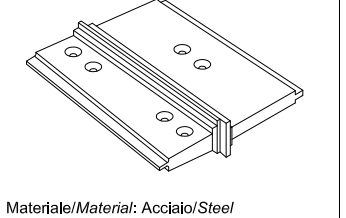
- ① Clips di fissaggio e accessori
- Ⓓ Befestigungsklips und Zubehör
- Ⓔ Clips de fijación y accesorios
- Ⓕ Clips de fixation et accessoires
- Ⓚ Fixing clips and spare-parts

<p>LC51 Confezione/Package: 300 pz.</p>  <p>Materiale/Material: Nylon Colore/Colour: Nero/Black Clip a vite girevole/Pivot clip</p>	<p>LC51/6 Confezione/Package: 300 pz.</p>  <p>Materiale/Material: Nylon Colore/Colour: Marrone/Brown Clip a scatto girevole/Pivot clip</p>	<p>LC50/M Confezione/Package: 300 pz. 3500 pz.</p>  <p>Materiale/Material: Resina Acetalica Colore/Colour: Bianco/White Clip a scatto/Snap clip</p>	<p>LC62 Confezione/Package: 300 pz. 5000 pz.</p>  <p>Materiale/Material: Resina Acetalica Colore/Colour: Nero/Black Clip a scatto/Snap clip</p>
<p>LC62-V Confezione/Package: 300 pz. 1000 pz.</p> <p>vite pre-montata assembled screw</p>  <p>Materiale/Material: Resina Acetalica Colore/Colour: Nero/Black Clip a scatto/Snap clip</p>	<p>LC73/A Confezione/Package: 20 pz. 150 pz.</p> <p>viti include screws included</p>  <p>Materiale/Material: Alluminio Colore/Colour: Grezzo/Raw Fermo per vetro/Glass support</p>	<p>LC80 Confezione/Package: 300 pz. 500 pz.</p>  <p>Materiale/Material: Resina Acetalica Colore/Colour: Nero/Black Clip a scatto/Snap clip</p>	<p>LC80-V Confezione/Package: 300 pz. 500 pz.</p> <p>vite pre-montata assembled screw</p>  <p>Materiale/Material: Resina Acetalica Colore/Colour: Bianco/White Clip a scatto/Snap clip</p>
<p>LC81 Confezione/Package: 300 pz.</p>  <p>Materiale/Material: Nylon Colore/Colour: Nero/Black Clip a vite girevole/Pivot clip</p>	<p>LC81/6A Confezione/Package: 300 pz.</p>  <p>Materiale/Material: Nylon Colore/Colour: Marrone/Brown Clip a vite girevole/Pivot clip</p>	<p>LC81/7A Confezione/Package: 300 pz.</p>  <p>Materiale/Material: Nylon Colore/Colour: Grigio/Gray Clip a vite girevole/Pivot clip</p>	<p>LC86 Confezione/Package: 1 pz.</p> <p>viti include screws included</p>  <p>Materiale/Material: Alluminio/Aluminium Colore/Colour: B15-B20-A1K-RAL9016 Maniglia fissa esterna/External fixed handle</p>
<p>LC101 Confezione/Package: 100 pz.</p> <p>viti include screws included</p>  <p>Materiale/Material: Nylon Colore/Colour: Nero/Black Clip porta fermavetro/Glass bead clip</p>	<p>LC118 Confezione/Package: 50 coppie</p>  <p>Materiale/Material: Nylon Colore/Colour: Nero/Black Terminali per LA1032-LA1033/End caps</p>	<p>LC226 Coppia Pair Confezione/Package: 20 coppie</p>  <p>Materiale/Material: ABS Colore/Colour: Nero-Bianco/Black-White Terminali per LA226/End caps</p>	<p>LC742 Coppia Pair Confezione/Package: 20 coppie</p> <p>viti include screws included</p>  <p>Materiale/Material: ABS Colore/Colour: Nero-Bianco/Black-White Terminali per LA742/End caps</p>
<p>LC807 Confezione/Package: a richiesta/On request</p>  <p>Materiale/Material: Alluminio/Aluminium Colore/Colour: A richiesta/On request Terminale per scarico acqua/Water drainage slot cover</p>	<p>LC870/A Coppia Pair Confezione/Package: 20 coppie</p> <p>viti include screws included</p>  <p>Materiale/Material: ABS Colore/Colour: Nero-Bianco/Black-White Terminali per LA870/End caps</p>	<p>LC870/1 Coppia Pair Confezione/Package: 20 coppie</p> <p>viti include screws included</p>  <p>Materiale/Material: ABS Colore/Colour: Nero-Bianco/Black-White Terminali per LA1032/End caps</p>	<p>LC1033 Coppia Pair Confezione/Package: 20 coppie</p> <p>viti include screws included</p>  <p>Materiale/Material: ABS Colore/Colour: Nero-Bianco/Black-White Terminali per LA1033/End caps</p>

Accessori e clips

uniform

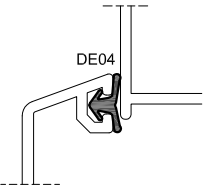
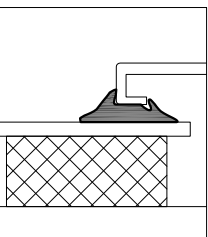
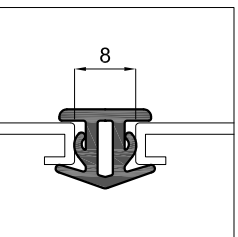
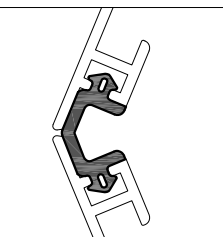
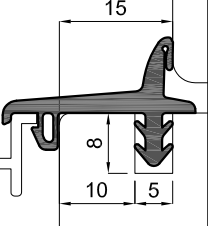
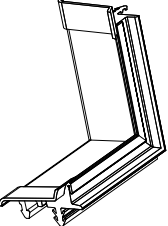
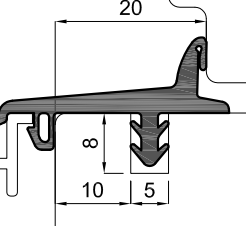
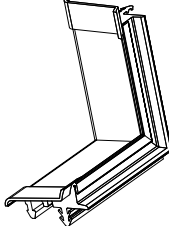
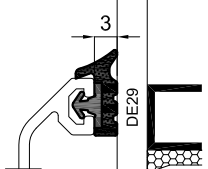
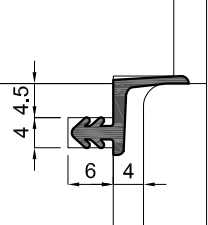
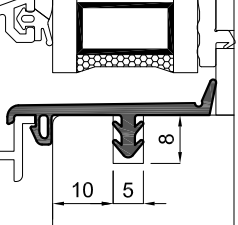
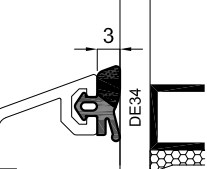
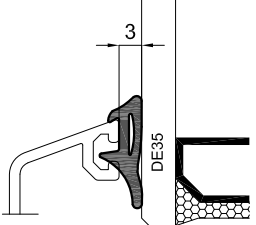
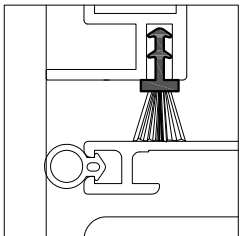
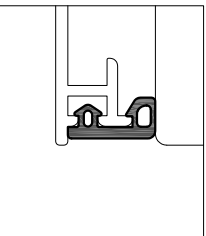
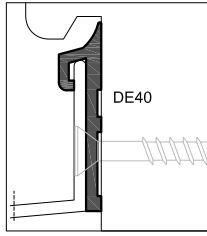
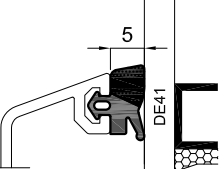
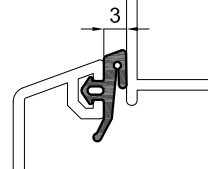
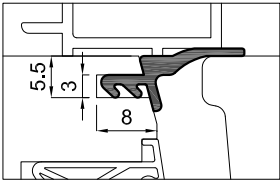
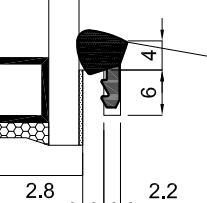
- ① Clips di fissaggio e accessori
- Ⓓ Befestigungsklips und Zubehör
- Ⓔ Clips de fijación y accesorios
- Ⓕ Clips de fixation et accessoires
- Ⓚ Fixing clips and spare-parts

<p>LC1036 Coppia Pair</p> <p>Confezione/Package: 20 coppie</p> <p>viti incluse screws included</p>  <p>Materiale/Material: ABS Colore/Colour: Nero-Bianco/Black-White Terminali per LA1036/End caps</p>	<p>LCZ-1</p> <p>Confezione/Package: 300 pz.</p>  <p>Materiale/Material: Acciaio/Steel Colore/Colour: - Spessore per clips/Shim</p>	<p>LCZ-2</p> <p>Confezione/Package: 300 pz.</p>  <p>Materiale/Material: Resina Acetalica Colore/Colour: Bianco/White Spessore per clips LC27/Shim</p>	<p>LCZ-3.5</p> <p>Confezione/Package: 300 pz.</p>  <p>Materiale/Material: Resina Acetalica Colore/Colour: Bianco/White Spessore per clips LC27/Shim</p>
<p>LCZ-5.5</p> <p>Confezione/Package: 300 pz.</p>  <p>Materiale/Material: Resina Acetalica Colore/Colour: Bianco/White Spessore per clips LC27/Shim</p>	<p>LCZ-9</p> <p>Confezione/Package: 300 pz.</p>  <p>Materiale/Material: Resina Acetalica Colore/Colour: Bianco/White Spessore per clips LC27/Shim</p>	<p>LGT Coppia Pair</p> <p>Confezione/Package: 20 coppie</p>  <p>Materiale/Material: ABS Colore/Colour: Nero/Black Terminali per guida tapparella/End caps</p>	<p>PT163 Coppia Pair</p> <p>Confezione/Package: 50 coppie</p>  <p>Materiale/Material: SEBS Colore/Colour: Nero/Black Terminali per LA163/End caps</p>
<p>LVM2.9X25</p> <p>Confezione/Package: 1000 pz.</p>  <p>Materiale/Material: Acciaio Inox/Steel Colore/Colour: Nero/Black Vite autofilettante 2.9x25mm svasata/ Self-tapping screw</p>	<p>LVP2.9X25</p> <p>Confezione/Package: 500 pz. 1000 pz.</p>  <p>Materiale/Material: Acciaio Inox/Steel Colore/Colour: Nero/Black Vite autofilettante 2.9x25mm svasata piana/ Self-tapping screw</p>	<p>LVP25</p> <p>Confezione/Package: 500 pz. 1000 pz.</p>  <p>Materiale/Material: Acciaio zincato/Steel Colore/Colour: Inox Vite 3.5x25mm testa svasata piana/ 3.5x25mm Screw</p>	<p>LVP30</p> <p>Confezione/Package: 500 pz.</p>  <p>Materiale/Material: Acciaio zincato/Steel Colore/Colour: Inox Vite 3.5x25mm testa piana/3.5x30mm Screw</p>
<p>LVP35</p> <p>Confezione/Package: 500 pz.</p>  <p>Materiale/Material: Acciaio zincato/Steel Colore/Colour: Inox Vite 3.5x25mm testa svasata piana/ 3.5x35mm Screw</p>	<p>LVP50</p> <p>Confezione/Package: 500 pz.</p>  <p>Materiale/Material: Acciaio Inox/Steel Colore/Colour: Inox Vite 4x50mm testa svasata piana/ 4x50mm screw</p>	<p>LVP60</p> <p>Confezione/Package: 500 pz. 1000 pz.</p>  <p>Materiale/Material: Acciaio zincato/Steel Colore/Colour: Inox Vite 4x60mm testa svasata piana/ 4x60mm screw</p>	
<p>FS12</p>  <p>Materiale/Material: Acciaio/Steel Colore/Colour: Inox-RAL9005/Inox-RAL9005 Cerniere regolabile per apertura esterna/ Outward opening hinge</p>	<p>FS14</p> <p>viti incluse screws included</p>  <p>Materiale/Material: Acciaio/Steel Colore/Colour: A richiesta/On request Cerniere a 3 ali regolabili per apertura esterna/ Outward opening hinge</p>	<p>FS14/DIMA</p>  <p>Materiale/Material: Acciaio/Steel Colore/Colour: - Dima per montaggio FS14/Template for FS14</p>	

Accessori e clips

uniform

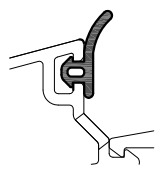
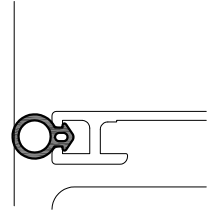
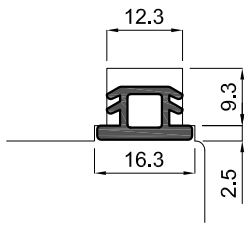
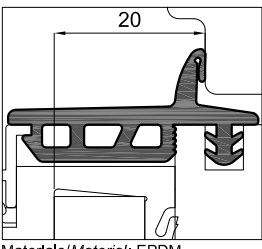
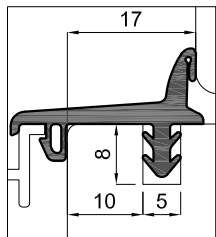
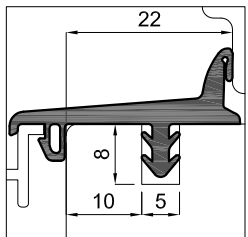
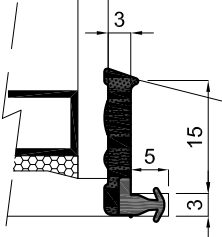
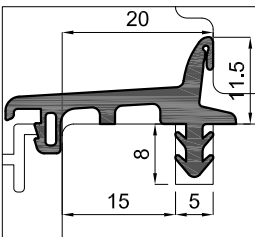
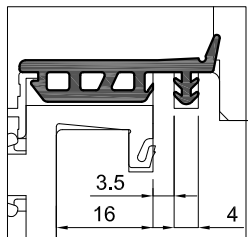
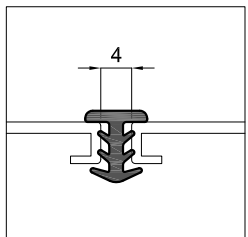
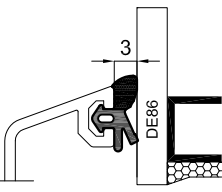
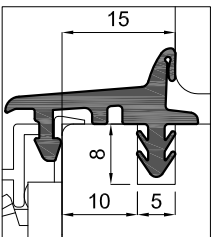
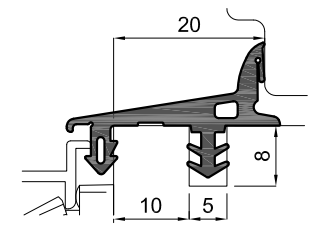
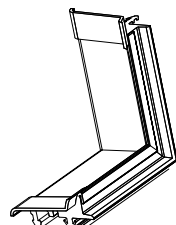
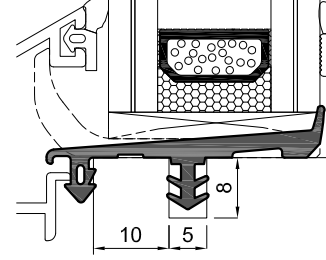
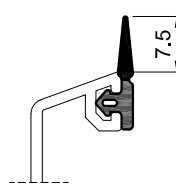
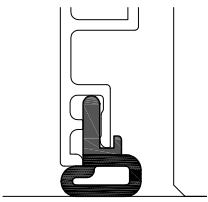
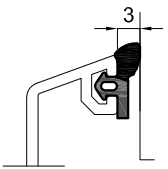
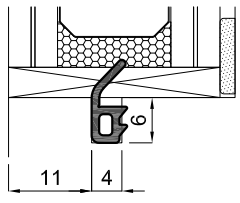
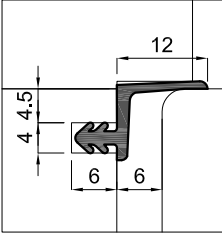
- ① Clips di fissaggio e accessori
- Ⓓ Befestigungsklips und Zubehör
- Ⓔ Clips de fijación y accesorios
- Ⓕ Clips de fixation et accessoires
- Ⓚ Fixing clips and spare-parts

<p>DE04S Confezione/Package: 400 mt.</p>  <p>Materiale/Material: TPE Colore/Colour: Bianco-Nero-Marrone/ White-Black-Brown</p>	<p>DE10 Confezione/Package: 200 mt.</p>  <p>Materiale/Material: TPE Colore/Colour: Nero/Black</p>	<p>DE25 Confezione/Package: 130 mt.</p>  <p>Materiale/Material: TPE Colore/Colour: Nero/Black</p>	<p>DE26 Confezione/Package: 150 mt.</p>  <p>Materiale/Material: TPE Colore/Colour: Nero/Black</p>
<p>DE27 Confezione/Package: 50 mt.</p>  <p>Materiale/Material: EPDM Colore/Colour: Nero/Black (Disponibile anche telaio vulcanizzato)</p>	<p>DE27/E Confezione/Package: 50 pz.</p>  <p>Materiale/Material: EPDM Colore/Colour: Nero/Black</p>	<p>DE28 Confezione/Package: 50 mt.</p>  <p>Materiale/Material: EPDM Colore/Colour: Nero/Black (Disponibile anche telaio vulcanizzato)</p>	<p>DE28/E Confezione/Package: 50 pz.</p>  <p>Materiale/Material: EPDM Colore/Colour: Nero/Black</p>
<p>DE29 Confezione/Package: 200 mt.</p>  <p>Materiale/Material: EPDM coestruso Colore/Colour: Nero/Black</p>	<p>DE30 Confezione/Package: 150 mt. 200 mt.</p>  <p>Materiale/Material: EPDM Colore/Colour: Nero/Black</p>	<p>DE31 Confezione/Package: 75 mt.</p>  <p>Materiale/Material: EPDM Colore/Colour: Nero/Black</p>	<p>DE34 Confezione/Package: 200 mt.</p>  <p>Materiale/Material: EPDM coestruso Colore/Colour: Nero/Black</p>
<p>DE35 Confezione/Package: 200 mt. 400 mt.</p>  <p>Materiale/Material: EPDM Colore/Colour: Nero/Black</p>	<p>DE37 Confezione/Package: 400 mt.</p>  <p>Materiale/Material: Polipropilene Colore/Colour: Nero/Black</p>	<p>DE38 Confezione/Package: 200 mt.</p>  <p>Materiale/Material: EPDM Colore/Colour: Nero/Black</p>	<p>DE40 Confezione/Package: 150 mt.</p>  <p>Materiale/Material: EPDM Colore/Colour: Nero/Black</p>
<p>DE41 Confezione/Package: 200 mt.</p>  <p>Materiale/Material: EPDM coestruso Colore/Colour: Nero/Black</p>	<p>DE42 Confezione/Package: 300 mt. 350 mt.</p>  <p>Materiale/Material: EPDM Colore/Colour: Nero/Black</p>	<p>DE45 Confezione/Package: 150 mt.</p>  <p>Materiale/Material: TPE Colore/Colour: Nero-Marrone/Black-Brown</p>	<p>DE47 Confezione/Package: 250 mt. 500 mt.</p>  <p>Materiale/Material: EPDM coestruso Colore/Colour: Nero/Black</p>

Guarnizioni

uniform

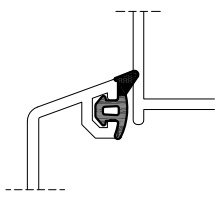
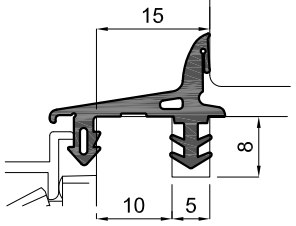
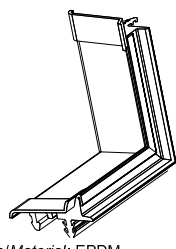
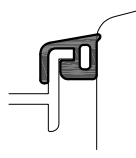
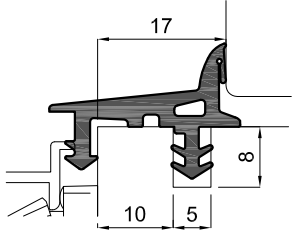
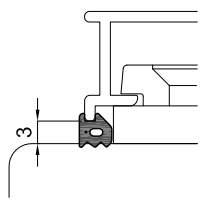
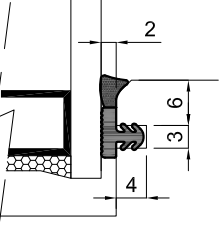
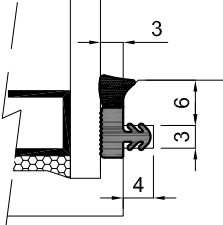
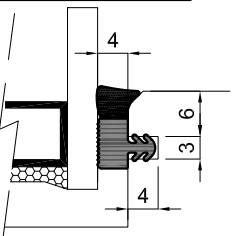
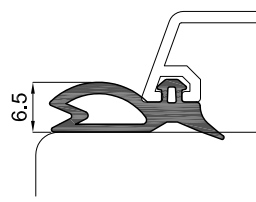
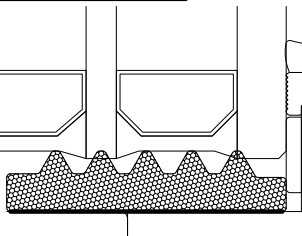
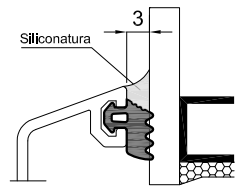
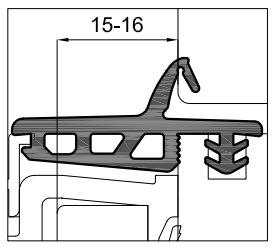
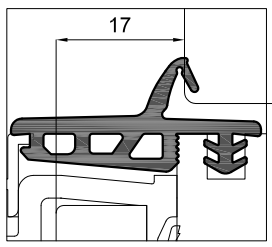
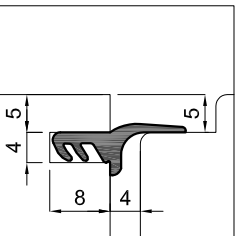
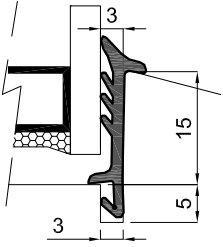
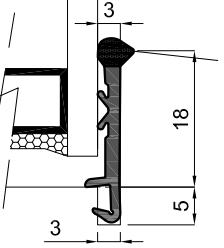
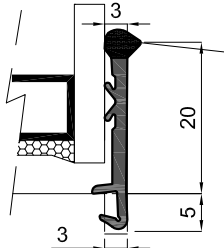
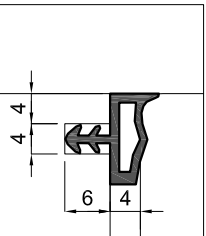
- ① Guarnizioni
- ② Dichtung
- ③ Juntas
- ④ Joints
- ⑤ Gaskets

<p>DE48 Confezione/Package: 400 mt.</p>  <p>Materiale/Material: EPDM Colore/Colour: Nero/Black</p>	<p>DE49 Confezione/Package: 200 mt.</p>  <p>Materiale/Material: EPDM Colore/Colour: Nero/Black</p>	<p>DE53 Confezione/Package: 120 mt.</p>  <p>Materiale/Material: TPE Colore/Colour: Nero-Marrone/Black-Brown</p>	<p>DE54 Confezione/Package: 50 mt.</p>  <p>Materiale/Material: EPDM Colore/Colour: Nero/Black</p>
<p>DE59 Confezione/Package: 60 mt.</p>  <p>Materiale/Material: EPDM Colore/Colour: Nero/Black</p>	<p>DE60 Confezione/Package: 100 mt.</p>  <p>Materiale/Material: EPDM Colore/Colour: Nero/Black</p>	<p>DE65 Confezione/Package: 125 mt.</p>  <p>Materiale/Material: EPDM coestruso Colore/Colour: Nero/Black</p>	<p>DE81 Confezione/Package: 50 mt.</p>  <p>Materiale/Material: EPDM Colore/Colour: Nero/Black</p>
<p>DE82 Confezione/Package: 50 mt.</p>  <p>Materiale/Material: EPDM Colore/Colour: Nero/Black</p>	<p>DE84 Confezione/Package: 250 mt.</p>  <p>Materiale/Material: EPDM Colore/Colour: Nero/Black</p>	<p>DE86 Confezione/Package: 200 mt.</p>  <p>Materiale/Material: EPDM coestruso Colore/Colour: Nero/Black</p>	<p>DE87 Confezione/Package: 50 mt.</p>  <p>Materiale/Material: EPDM Colore/Colour: Nero/Black (Disponibile anche telaio vulcanizzato)</p>
<p>DE100 Confezione/Package: 50 mt.</p>  <p>Materiale/Material: EPDM Colore/Colour: Nero/Black (Disponibile anche telaio vulcanizzato)</p>	<p>DE100/E Confezione/Package: 100 pz.</p>  <p>Materiale/Material: EPDM Colore/Colour: Nero/Black</p>	<p>DE101 Confezione/Package: 50 mt.</p>  <p>Materiale/Material: EPDM Colore/Colour: Nero/Black</p>	<p>DE103 Confezione/Package: 400 mt.</p>  <p>Materiale/Material: EPDM coestruso Colore/Colour: Nero/Black</p>
<p>DE113 Confezione/Package: 200 mt. / 250 mt.</p>  <p>Materiale/Material: EPDM coestruso Colore/Colour: Nero/Black</p>	<p>DE117 Confezione/Package: 250 mt.</p>  <p>Materiale/Material: EPDM coestruso Colore/Colour: Nero/Black</p>	<p>DE119 Confezione/Package: 300 mt. / 500 mt.</p>  <p>Materiale/Material: EPDM Colore/Colour: Nero/Black</p>	<p>DE121 Confezione/Package: 200 mt.</p>  <p>Materiale/Material: EPDM Colore/Colour: Nero/Black</p>

Guarnizioni

uniform

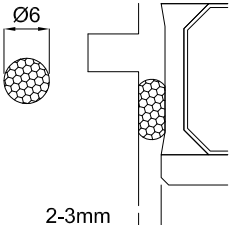
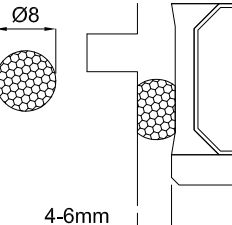
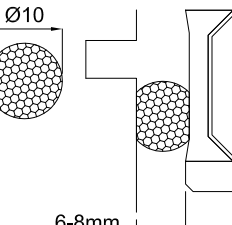
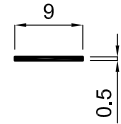
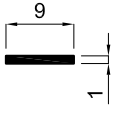

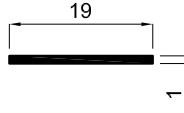
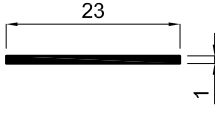
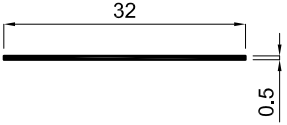
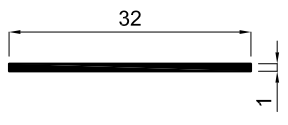
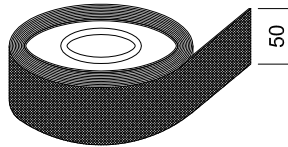
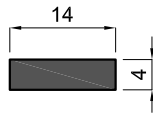
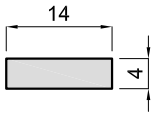
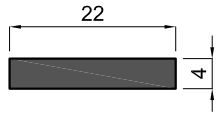
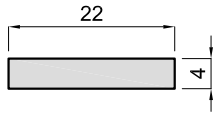
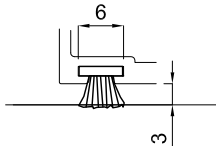
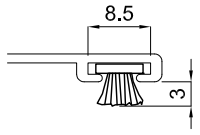
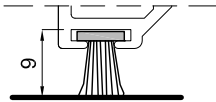
- ① Guarnizioni
- ② Dichtung
- ③ Juntas
- ④ Joints
- ⑤ Gaskets

<p>DE125 Confezione/Package: 300 mt.</p>  <p>Materiale/Material: EPDM coestruso Colore/Colour: Nero/Black</p>	<p>DE126 Confezione/Package: 60 mt. 75 mt.</p>  <p>Materiale/Material: EPDM Colore/Colour: Nero/Black</p>	<p>DE126/E Confezione/Package: 50 pz.</p>  <p>Materiale/Material: EPDM Colore/Colour: Nero/Black</p>	<p>DE127 Confezione/Package: 250 mt.</p>  <p>Materiale/Material: EPDM Colore/Colour: Nero/Black</p>
<p>DE129 Confezione/Package: 50 mt.</p>  <p>Materiale/Material: EPDM Colore/Colour: Nero/Black (Disponibile anche telaio vulcanizzato)</p>	<p>DE130 Confezione/Package: 250 mt.</p>  <p>Materiale/Material: EPDM Colore/Colour: Nero/Black</p>	<p>DE132 Confezione/Package: 200 mt.</p>  <p>Materiale/Material: EPDM coestruso Colore/Colour: Nero/Black</p>	<p>DE133 Confezione/Package: 200 mt.</p>  <p>Materiale/Material: EPDM coestruso Colore/Colour: Nero/Black</p>
<p>DE134 Confezione/Package: 200 mt.</p>  <p>Materiale/Material: EPDM coestruso Colore/Colour: Nero/Black</p>	<p>DE136 Confezione/Package: 100 mt.</p>  <p>Materiale/Material: EPDM Colore/Colour: Nero/Black</p>	<p>DE141 Confezione/Package: 100 mt.</p>  <p>Materiale/Material: Polietilene Colore/Colour: Grigio/Gray</p>	<p>DE146 Confezione/Package: 250 mt.</p>  <p>Materiale/Material: EPDM Colore/Colour: Nero/Black</p>
<p>DE147 Confezione/Package: 40 mt.</p>  <p>Materiale/Material: EPDM Colore/Colour: Nero/Black</p>	<p>DE149 Confezione/Package: 50 mt.</p>  <p>Materiale/Material: EPDM Colore/Colour: Nero/Black</p>	<p>DE402 Confezione/Package: 200 mt.</p>  <p>Materiale/Material: EPDM Colore/Colour: Nero/Black</p>	<p>DR01/15 Confezione/Package: 150 mt.</p>  <p>Materiale/Material: TPE Colore/Colour: Bianco-Marrone-Nero/ White-Brown-Black</p>
<p>DR01/18 S Confezione/Package: 120 mt. 150 mt.</p>  <p>Materiale/Material: EPDM coestruso Colore/Colour: Bianco-Marrone-Nero/ White-Brown-Black</p>	<p>DR01/20 S Confezione/Package: 120 mt. 150 mt.</p>  <p>Materiale/Material: EPDM coestruso Colore/Colour: Bianco-Marrone-Nero/ White-Brown-Black</p>	<p>GP50 Confezione/Package: 130 mt.</p>  <p>Materiale/Material: PVC Colore/Colour: Marrone-Nero-Bianco/ Brown-White-Black</p>	

Guarnizioni

uniform

- ① Guarnizioni
- ⓓ Dichtung
- Ⓔ Juntas
- ⓕ Joints
- Ⓤ Gaskets

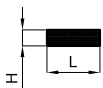
<p>FG06</p>  <p>2-3mm</p> <p>Materiale/Material: Polietileno espanso Colore/Colour: Grigio/Gray</p>	<p>FG08</p> <p>Confezione/Package: 900 mt.</p>  <p>4-6mm</p> <p>Materiale/Material: Polietileno espanso Colore/Colour: Grigio/Gray</p>	<p>FG10</p> <p>Confezione/Package: 600 mt.</p>  <p>6-8mm</p> <p>Materiale/Material: Polietileno espanso Colore/Colour: Grigio/Gray</p>	<p>LCN09</p> <p>Confezione/Package: 33 mt.</p>  <p>9 0.5</p> <p>Materiale/Material: Biadesivo/Biadhhesive tape Colore/Colour:Trasparente/Transparent</p>
<p>LCN09-1N</p> <p>Confezione/Package: 33 mt.</p>  <p>9 1</p> <p>Materiale/Material: Biadesivo/Biadhhesive tape Colore/Colour:Nero/Black</p>	<p>LCN19</p> <p>Confezione/Package: 33 mt.</p>  <p>19 0.5</p> <p>Materiale/Material: Biadesivo/Biadhhesive tape Colore/Colour:Trasparente/Transparent</p>	<p>LCN19-1N</p> <p>Confezione/Package: 33 mt.</p>  <p>19 1</p> <p>Materiale/Material: Biadesivo/Biadhhesive tape Colore/Colour:Nero/Black</p>	<p>LCN23-1N</p> <p>Confezione/Package: 33 mt.</p>  <p>23 1</p> <p>Materiale/Material: Biadesivo/Biadhhesive tape Colore/Colour:Nero/Black</p>
<p>LCN32</p> <p>Confezione/Package: 33 mt.</p>  <p>32 0.5</p> <p>Materiale/Material: Biadesivo/Biadhhesive tape Colore/Colour:Trasparente/Transparent</p>	<p>LCN32-1N</p> <p>Confezione/Package: 33 mt.</p>  <p>32 1</p> <p>Materiale/Material: Biadesivo/Biadhhesive tape Colore/Colour:Nero/Black</p>	<p>LCN50F</p> <p>Confezione/Package: 50 mt.</p>  <p>50</p> <p>Materiale/Material: Guaina adesiva Colore/Colour:Nero(interno ed esterno)/Black</p>	<p>LG14/4BN</p> <p>Confezione/Package: 25 mt.</p>  <p>14 4</p> <p>Materiale/Material: Biadesivo/Biadhhesive foam tape Colore/Colour: Nero/Black</p>
<p>LG14/4BB</p> <p>Confezione/Package: 25 mt.</p>  <p>14 4</p> <p>Materiale/Material: Biadesivo/Biadhhesive foam tape Colore/Colour: Bianco/White</p>	<p>LG22/4BN</p> <p>Confezione/Package: 25 mt.</p>  <p>22 4</p> <p>Materiale/Material: Biadesivo/Biadhhesive foam tape Colore/Colour: Nero/Black</p>	<p>LG22/4BB</p> <p>Confezione/Package: 25 mt.</p>  <p>22 4</p> <p>Materiale/Material: Biadesivo/Biadhhesive foam tape Colore/Colour: Bianco/White</p>	
<p>LSP/6</p> <p>Confezione/Package: 500 mt.</p>  <p>6 3</p> <p>Materiale/Material: Polipropilene Colore/Colour: Nero/Black</p>	<p>LSP/8</p> <p>Confezione/Package: 375 mt.</p>  <p>8.5 3</p> <p>Materiale/Material: Polipropilene Colore/Colour: Nero/Black</p>	<p>LSP/9</p> <p>Confezione/Package: 175 mt.</p>  <p>9 3</p> <p>Materiale/Material: Polipropilene Colore/Colour: Nero/Black</p>	

Guarnizioni

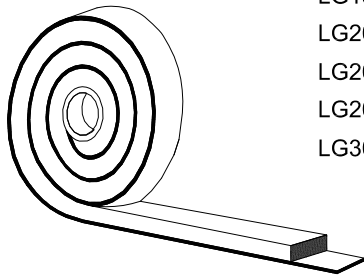
uniform

- ① Guarnizioni
- ② Dichtung
- ③ Juntas
- ④ Joints
- ⑤ Gaskets

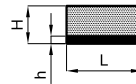
NASTRI A COMPRESSIONE



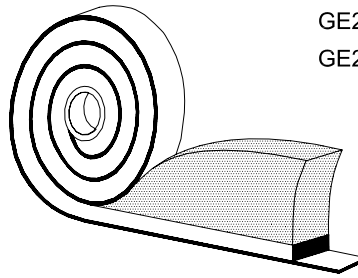
Codice	L	H
LG10/3	10	3
LG13/3	13	3
LG15/3	15	3
LG20/6	20	6
LG20/8	20	8
LG20/10	20	10
LG30/5	30	5



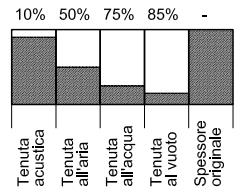
NASTRI AD ESPANSIONE



Codice	L	H	h
GE10/10	10	10	2
GE15/15	15	15	3
GE15/20	15	20	4
GE20/10	20	10	2
GE20/20	20	20	4



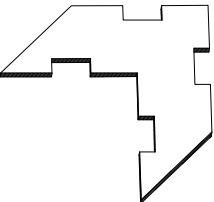
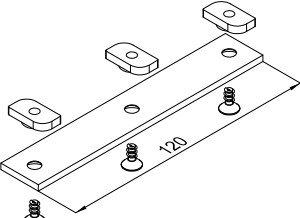
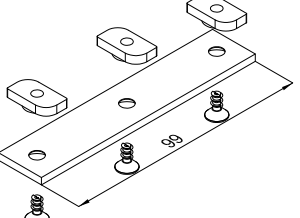
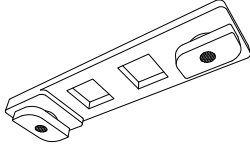
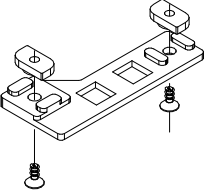
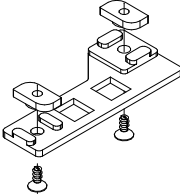
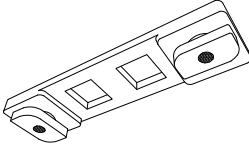
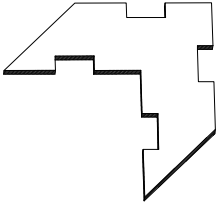
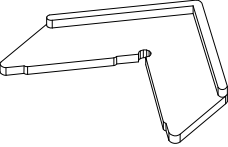
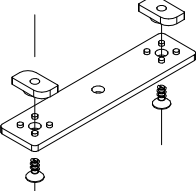
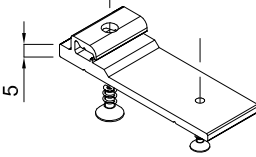
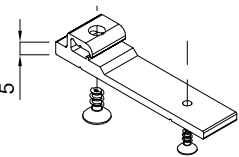
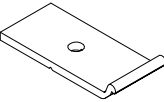
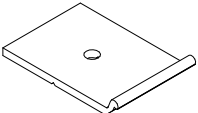
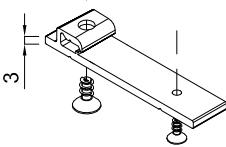
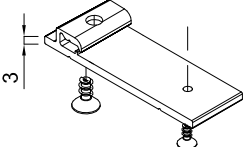
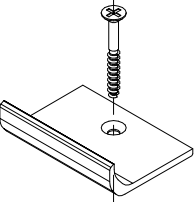
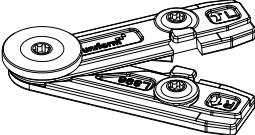
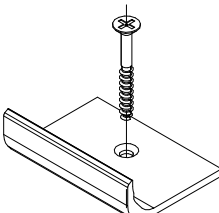

PERCENTUALE DI COMPRESSIONE



Guarnizioni

uniform

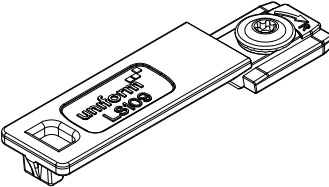


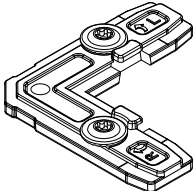
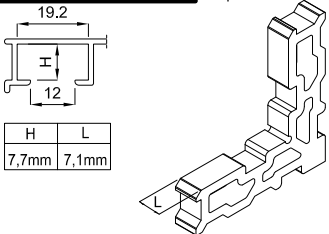
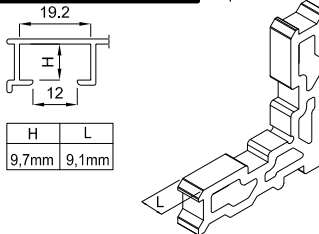
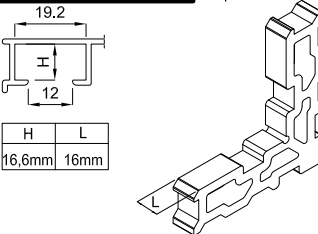
- ① Guarnizioni
- Ⓓ Dichtung
- Ⓔ Juntas
- Ⓕ Joints
- Ⓖ Gaskets

<p>LS3 Confezione/Package: 100 pz. / 1000 pz.</p>  <p>Materiale/Material: Alluminio/Aluminium Colore/Colour: Grezzo/Raw Squadretta cianfrinatura profili alluminio/ Corner joint for 90° crimping</p>	<p>LS8A Confezione/Package: 20 pz.</p>  <p>Materiale/Material: Alluminio/Aluminium Colore/Colour: Grezzo/Raw Squadretta assemblaggio a croce/ Crossbar fastener</p>	<p>LS8B Confezione/Package: 20 pz.</p>  <p>Materiale/Material: Alluminio/Aluminium Colore/Colour: Grezzo/Raw Squadretta assemblaggio a croce/ Crossbar fastener</p>	<p>LS19/A Confezione/Package: 50 pz.</p>  <p>Materiale/Material: Zama/Aluminium Colore/Colour: Grezzo/Raw Squadretta assemblaggio traversi/ Crossbar fastener</p>
<p>LS19/L Confezione/Package: 20 pz.</p>  <p>Materiale/Material: Zama/Aluminium Colore/Colour: Grezzo/Raw Squadretta assemblaggio traversi/ Crossbar fastener</p>	<p>LS19/R Confezione/Package: 20 pz.</p>  <p>Materiale/Material: Zama/Aluminium Colore/Colour: Grezzo/Raw Squadretta assemblaggio traversi/ Crossbar fastener</p>	<p>LS21/A Confezione/Package: 50 pz.</p>  <p>Materiale/Material: Zama/Aluminium Colore/Colour: Grezzo/Raw Squadretta assemblaggio traversi/ Crossbar fastener</p>	<p>LS22 Confezione/Package: 100 pz.</p>  <p>Materiale/Material: Alluminio/Aluminium Colore/Colour: Grezzo/Raw Squadretta di allineamento/Corner joint for alignment purpose</p>
<p>LS30 Confezione/Package: 50 pz. / 1000 pz.</p>  <p>Materiale/Material: ABS Colore/Colour: Nero/Black Squadretta di allineamento/Corner joint for alignment purpose</p>	<p>LS32 Confezione/Package: 50 pz.</p>  <p>Materiale/Material: Zama/Aluminium Colore/Colour: Grezzo/Raw Squadretta assemblaggio traversi/ Crossbar fastener</p>	<p>LS36 Confezione/Package: 50 pz.</p>  <p>Materiale/Material: Alluminio/Aluminium Colore/Colour: Grezzo/Raw Squadretta assemblaggio traversi/ Crossbar fastener</p>	<p>LS37 Confezione/Package: 50 pz.</p>  <p>Materiale/Material: Alluminio/Aluminium Colore/Colour: Grezzo/Raw Squadretta assemblaggio traversi/ Crossbar fastener</p>
<p>LS42/15 Confezione/Package: 50 pz.</p>  <p>Materiale/Material: Alluminio/Aluminium Colore/Colour: Grezzo/Raw Squadretta assemblaggio traversi/ Crossbar fastener</p>	<p>LS42/23 Confezione/Package: 50 pz.</p>  <p>Materiale/Material: Alluminio/Aluminium Colore/Colour: Grezzo/Raw Squadretta assemblaggio traversi/ Crossbar fastener</p>	<p>LS45 Confezione/Package: 50 pz.</p>  <p>Materiale/Material: Alluminio/Aluminium Colore/Colour: Grezzo/Raw Squadretta assemblaggio traversi/ Crossbar fastener</p>	<p>LS46 Confezione/Package: 50 pz.</p>  <p>Materiale/Material: Alluminio/Aluminium Colore/Colour: Grezzo/Raw Squadretta assemblaggio traversi/ Crossbar fastener</p>
<p>LS85/A Confezione/Package: 50 pz.</p>  <p>Materiale/Material: Alluminio/Aluminium Colore/Colour: Grezzo/Raw Squadretta rinforzo fissi/Reinforcement for fixed glazing</p>	<p>LS96 Confezione/Package: 50 pz.</p>  <p>Materiale/Material: Alluminio/Aluminium Colore/Colour: Grezzo/Raw Squadretta angolo variabile/Adjustable angle joint</p>	<p>LS97 Confezione/Package: 50 pz.</p>  <p>Materiale/Material: Alluminio/Aluminium Colore/Colour: Grezzo/Raw Squadretta rinforzo fissi/Reinforcement for fixed glazing</p>	<p>LS108 Confezione/Package: 250 pz.</p>  <p>Materiale/Material: Zama/Aluminium Colore/Colour: Grezzo/Raw Squadretta assemblaggio traversi/ Crossbar fastener Aluminium</p>

Squadrette ed accessori

uniform 

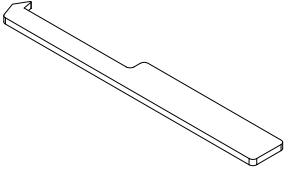
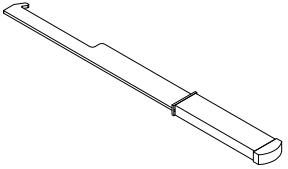
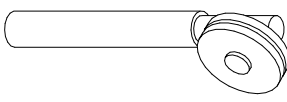
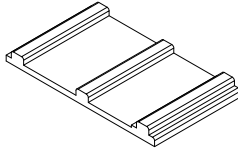
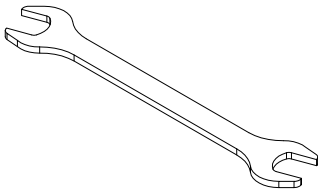
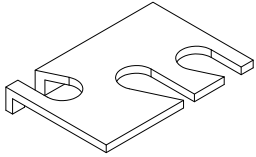
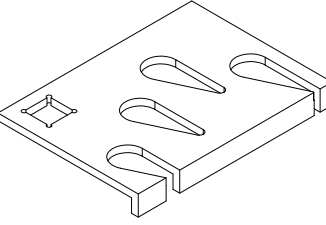
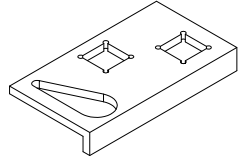
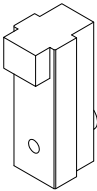
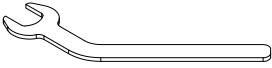
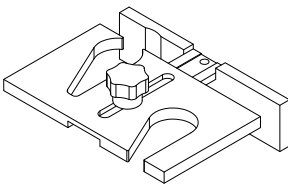
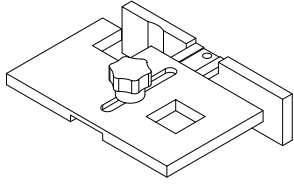
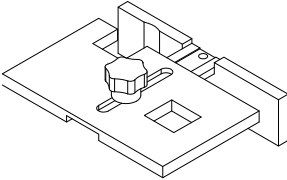
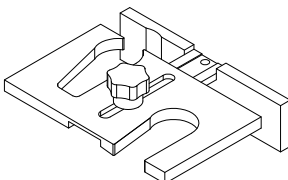
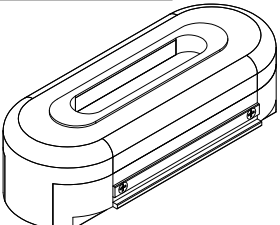
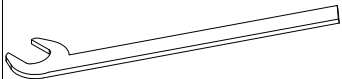
- ① Squadrette per assemblaggio profili in alluminio
- ② Eckwinkel für Verbindung von Aluminium Profile
- ③ Escuadras para el ensamblaje de los perfiles en aluminio
- ④ Equerres pour l'assemblage des profils en aluminium
- ⑤ Squares for the assembly of aluminium profiles

<p>LS109/A Confezione/Package: 250 pz.</p>  <p>Materiale/Material: Zama/Aluminium Colore/Colour: Grezzo/Raw Squadretta assemblaggio traversi/ Crossbar fastener Aluminium</p>	<p>LS112Dx Confezione/Package: 250 pz.</p>  <p>Materiale/Material: Zama/Aluminium Colore/Colour: Grezzo/Raw Squadretta assemblaggio traversi/ Crossbar fastener Aluminium</p>	<p>LS112Sx Confezione/Package: 250 pz.</p>  <p>Materiale/Material: Zama/Aluminium Colore/Colour: Grezzo/Raw Squadretta assemblaggio traversi/ Crossbar fastener Aluminium</p>	<p>LS119 Confezione/Package: 250 pz.</p>  <p>Materiale/Material: Alluminio/Aluminium Colore/Colour: Grezzo/Raw Squadretta assemblaggio a vite degli angoli/ Corner joint to be screwed</p>
<p>LS500/4 Confezione/Package: 50 pz. / 500 pz.</p>  <p>Materiale/Material: Alluminio/Aluminium Colore/Colour: Grezzo/Raw Squadretta cianfrinatura degli angoli/ Corner joint to be crimping</p>	<p>LS500/9 Confezione/Package: 50 pz. / 500 pz.</p>  <p>Materiale/Material: Alluminio/Aluminium Colore/Colour: Grezzo/Raw Squadretta cianfrinatura degli angoli/ Corner joint to be crimping</p>	<p>LS500/13 Confezione/Package: 50 pz. / 500 pz.</p>  <p>Materiale/Material: Alluminio/Aluminium Colore/Colour: Grezzo/Raw Squadretta cianfrinatura degli angoli/ Corner joint to be crimping</p>	

Squadrette ed accessori

uniform 

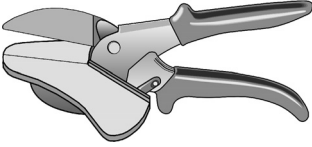
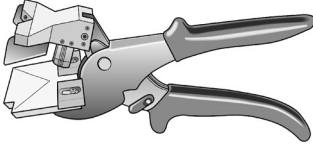
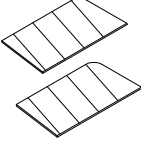
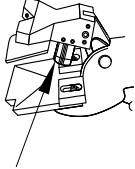
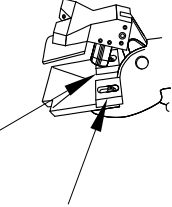
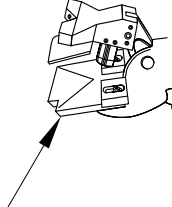
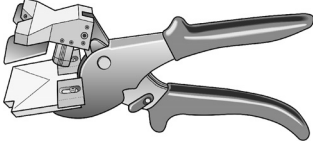
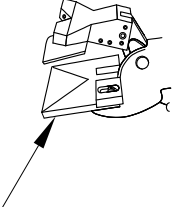
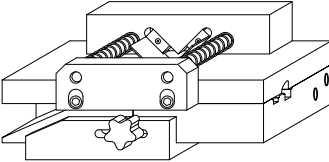
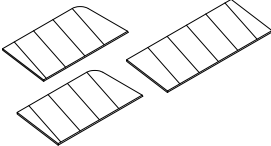
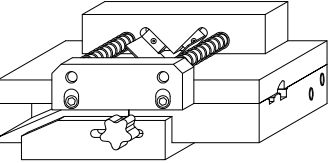
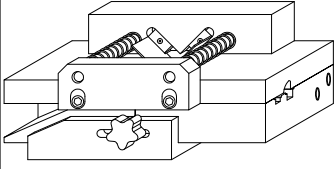
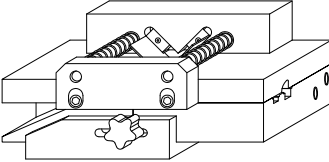
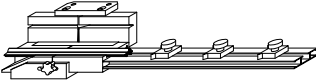
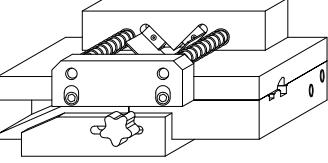
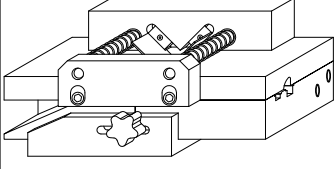
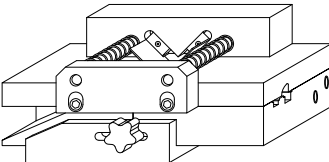
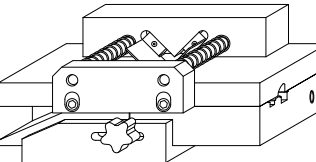
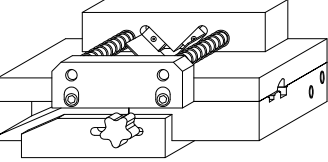
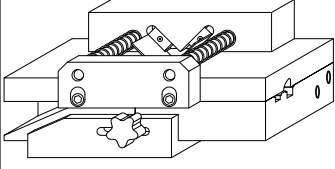
- ① Squadrette per assemblaggio profili in alluminio
- ② Eckwinkel für Verbindung von Aluminium Profile
- ③ Escuadras para el ensamblaje de los perfiles en aluminio
- ④ Equerres pour l'assemblage des profils en aluminium
- ⑤ Squares for the assembly of aluminium profiles

<p>LD03</p>  <p>Materiale/Material: Acciaio/Steel Chiave per clips LC4-LC4/7-LC5-LC81/Wrench for pivot clips LC4-LC4/7-LC5-LC81</p>	<p>LD03A</p>  <p>Materiale/Material: Acciaio/Steel Chiave per clips LC4-LC4/7-LC5-LC81/Wrench for pivot clips LC4-LC4/7-LC5-LC81</p>	<p>LD04</p>  <p>Materiale/Material: Acciaio/Steel Rullino per montaggio guarnizioni/Gasket roller</p>	<p>LD05B</p>  <p>Materiale/Material: Alluminio/Aluminium Dima per posizionamento LA191/Template for LA191</p>
<p>LD13</p>  <p>Materiale/Material: Acciaio/Steel Chiave per clips LC26-LC50-LC62-LC80/Wrench for clips LC26-LC50-LC62-LC80</p>	<p>LD14</p>  <p>Materiale/Material: Alluminio/Aluminium Dima fissa per posizionamento LC4 sul telaio/Template for positioning clips LC4</p>	<p>LD15</p>  <p>Materiale/Material: Alluminio/Aluminium Dima fissa per posizionamento LC4 sull'anta/Template for positioning clips LC4</p>	<p>LD16</p>  <p>Materiale/Material: Alluminio/Aluminium Dima fissa per posizionamento LC4 su ch. centrale/Template for positioning clips LC4</p>
<p>LD25</p>  <p>Materiale/Material: Alluminio/Aluminium Dima di foratura per LGT/Template for drilling</p>	<p>LD46</p>  <p>Materiale/Material: Acciaio/Steel Chiave per clips: LC26-LC50-LC62-LC80/Wrench for clips LC26-LC50-LC62-LC80</p>	<p>LD47</p>  <p>Materiale/Material: Alluminio/Aluminium Dima regolabile per LC4-LC4/7 / Adjustable template for positioning clips LC4-LC4/7</p>	<p>LD48</p>  <p>Materiale/Material: Alluminio/Aluminium Dima regolabile per LC26-LC50/Adjustable template for positioning LC26-LC50</p>
<p>LD49</p>  <p>Materiale/Material: Alluminio/Aluminium Dima regolabile per LC62/Adjustable template for positioning LC62</p>	<p>LD50</p>  <p>Materiale/Material: Alluminio/Aluminium Dima regolabile per LC81/Adjustable template for positioning LC81</p>	<p>LD59</p>  <p>Materiale/Material: Alluminio/Aluminium Dima scorrevole per clips / Sliding template for clips</p>	<p>LD60</p>  <p>Materiale/Material: Acciaio/Steel Chiave maggiorata per clips LC26-LC50-LC62-LC80/Wrench for clips LC26-LC50-LC62-LC80</p>

Attrezzature

uniform





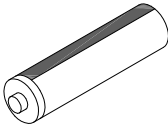

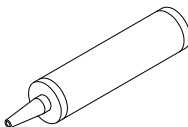
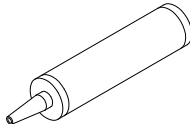
- ① Accessori e attrezzature
- ② Zubehör und Werkzeuge
- ③ Accesorios y utiles
- ④ Accessoires et outillages
- ⑤ Spare-parts and tools

<p>LF1</p>  <p>Forbice per il taglio delle guarnizioni/Scissor for cutting the gaskets</p>	<p>LF2</p>  <p>Forbice per taglio a 45° delle guarnizioni/Scissor for cutting 45° the gaskets</p>	<p>LF2A</p>  <p>Coppia di lame per LF2 e LF4/Pair of blades for LF2 and LF4</p>	<p>LF2B</p>  <p>Inserto sagomato di ricambio per LF2/Upper blade for LF2</p>
<p>LF2C</p>  <p>Coppia di blocchetti di riscontro per LF2 e LF4/Template</p>	<p>LF2D</p>  <p>Base in Teflon di ricambio per LF2/Teflon support for LF2</p>	<p>LF4</p>  <p>Forbice per taglio a 45° delle guarnizioni sull'anta/Scissor for cutting 45° the gasket on the sash</p>	<p>LF4D</p>  <p>Base in Teflon di ricambio per LF4/Teflon support for LF4</p>
<p>LF5</p>  <p>Attrezzatura per taglio a misura guarnizione DE81/Equipment for cutting to size gasket DE81</p>	<p>LF5A</p>  <p>Tris di coltelli di ricambio per attrezzatura per taglio guarnizioni/Blades for scissors(3 pcs.)</p>	<p>LF6</p>  <p>Attrezzatura per taglio a misura guarnizione DE27-DE126/Equipment for cutting to size gasket DE27-DE126</p>	<p>LF7</p>  <p>Attrezzatura per taglio a misura guarnizione DE28/Equipment for cutting to size gasket DE28</p>
<p>LF8</p>  <p>Attrezzatura per taglio a misura guarnizione DE147/Equipment for cutting to size gasket DE147</p>	<p>LF10</p>  <p>Asta millimetrata con fermi per taglio a misura delle guarnizioni/Graduated rod for cutting the gaskets</p>	<p>LF12</p>  <p>Attrezzatura per taglio a misura guarnizione DE54/Equipment for cutting to size gasket DE54</p>	<p>LF13</p>  <p>Attrezzatura per taglio a misura guarnizione DE149/Equipment for cutting to size gasket DE149</p>
<p>LF14</p>  <p>Attrezzatura per taglio a misura guarnizione DE58/Equipment for cutting to size gasket DE58</p>	<p>LF15</p>  <p>Attrezzatura per taglio a misura guarnizione DE59-DE129/Equipment for cutting to size gasket DE59-DE129</p>	<p>LF16</p>  <p>Attrezzatura per taglio a misura guarnizione DE60/Equipment for cutting to size gasket DE60</p>	<p>LF20</p>  <p>Attrezzatura per taglio a misura guarnizione DE100/Equipment for cutting to size gasket DE100</p>

Attrezzature

uniform

- ① Accessori e attrezzature
- ② Zubehör und Werkzeuge
- ③ Accesorios y utiles
- ④ Accessoires et outillages
- ⑤ Spare-parts and tools

<p>ALUGLIT Confezione/Package: 1 pz.</p>  <p>Detergente per la pulizia dei profili in alluminio grezzi da 250ml/Raw aluminium profiles cleaner</p>	<p>ALUGLIT PAINT Confezione/Package: 1 pz.</p>  <p>Detergente per la pulizia dei profili in alluminio verniciati da 250ml/Coated aluminium profiles cleaner</p>	<p>LC-PRIMER86 Confezione/Package: 20 pz.</p>  <p>Primer per alluminio/Aluminium Primer</p>	<p>LC-RE Confezione/Package: 20 pz.</p>  <p>Colla cianoacrilica per l'incollaggio di guarnizioni in EPDM/Glue for EPDM gaskets</p>
<p>LC-TENAX Confezione/Package: 1 pz.</p>  <p>Colla per l'assemblaggio dei profili in alluminio/Glue for the assembly of the aluminum profiles corners</p>	<p>LCPROTEX Confezione/Package: 1 pz.</p>  <p>Anticorrosivo per alluminio/Anti-corrosive for aluminum</p>	<p>SIGIL-N Confezione/Package: 10 pz.</p>  <p>Sigillante per profili in alluminio(colori scuri)/ Sealant for aluminum profiles(dark colours)</p>	<p>SIGIL-G Confezione/Package: 10 pz.</p>  <p>Sigillante per profili in alluminio(colori chiari)/ Sealant for aluminum profiles(bright colours)</p>

Attrezzature

uniform 

- ① Accessori e attrezzature
- ② Zubehör und Werkzeuge
- ③ Accesorios y utiles
- ④ Accessoires et outillages
- ⑤ Spare-parts and tools

LACV-98**CIANFRINATRICE PNEUMATICA VERTICALE**

NOTA: Comprensiva del portapunzoni MVX42603, punzoni LAPZ-UNI (montanti) e della slitta LAC-SL15

COMPOSIZIONE DEI KIT PER LACV-98**KIT BASE:**

LAK01	LAC-SP2	1 pz	Spessore superiore 2mm
	LAC-SP2,5	1 pz	Spessore superiore 2,5mm
	LAC-SP4	1 pz	Spessore superiore 4mm
	LAC-SP4,5	1 pz	Spessore superiore 4,5mm
	LAC-SP5	1 pz	Spessore superiore 5mm
	LAC-SP6	1 pz	Spessore superiore 6mm
	LAC-SP8	1 pz	Spessore superiore 8mm
	LAC-SP12	1 pz	Spessore superiore 12mm
	LAC-SSSoft	1 pz	Supporto slitta per anta serie Soft-Line
	LAPZ-4000	2 coppie	Coppia punzoni h=40mm
LAPZ-5000	2 coppie	Coppia punzoni h=38mm	
LAK02	KIT AGGIUNTIVO PER CIANFRINATURA SISTEMI: <i>COMPLANARE, DROP-LINE, BOLD-LINE, FLAT-LINE, EASY-FLAT, TERMOSCUDO EASY-FLAT</i>		
	LAC-SL10	1 pz	Slitta ribassata spessore 10mm
	LAC-SP10	1 pz	Spessore superiore 10mm
	LAC-SS477	1 pz	Supporto slitta per anta

**Ricambi per LACV-98/Parts for LACV-98 punching machine**

Punzoni <i>Punches</i>	MVX42603	Testa portapunzoni standard <i>standard punches-platform</i>	
	LAPZ-UNI	Coppia punzoni H=33mm(set di 2pz) <i>pair of punches H=33mm</i>	
Spessori superiori <i>Upper spacers</i>	LAC-SP2.5	Spessore superiore 2.5mm <i>upper spacer 2.5mm thick</i>	
	LAC-SP4	Spessore superiore 4mm <i>upper spacer 4mm thick</i>	
	LAC-SP10	Spessore superiore 10mm <i>upper spacer 10mm thick</i>	
	LAC-SP11	Spessore superiore 11mm <i>upper spacer 11mm thick</i>	
Slitte e supporti <i>Sledges, supports</i>	LAC-SL10	Slitta spessore 10mm <i>10mm thick sledge</i>	
	LAC-SL15	Slitta spessore 15mm <i>15mm thick sledge</i>	
	LAC-SS181	Supporto slitta per profilo LA883 <i>support of the sledge for LA883 profile</i>	
	LAC-SS477	Supporto slitta per profili anta <i>support of the sledge for sash profiles</i>	

Attrezzature**uniform**


- ① Accessori e attrezzature
- ② Zubehör und Werkzeuge
- ③ Accesorios y utiles
- ④ Accessoires et outillages
- ⑤ Spare-parts and tools

LACV-1

PUNZONATRICE PNEUMATICA PER ASOLE DI SCARICO ACQUA

*NOTA: idonea per accessori LC11-LC60-LC807***ACCESSORI e RICAMBI PER LACV-1**

MMX45430	Matrice _ ZPX14390
MPX45426	Punzone _ ZPX14390

**Attrezzature****uniform**

- ① Accessori e attrezzature
- ② Zubehör und Werkzeuge
- ③ Accesorios y utiles
- ④ Accessoires et outillages
- ⑤ Spare-parts and tools

uniform
sistemi per serramenti